

CTPark Wolfratshausen



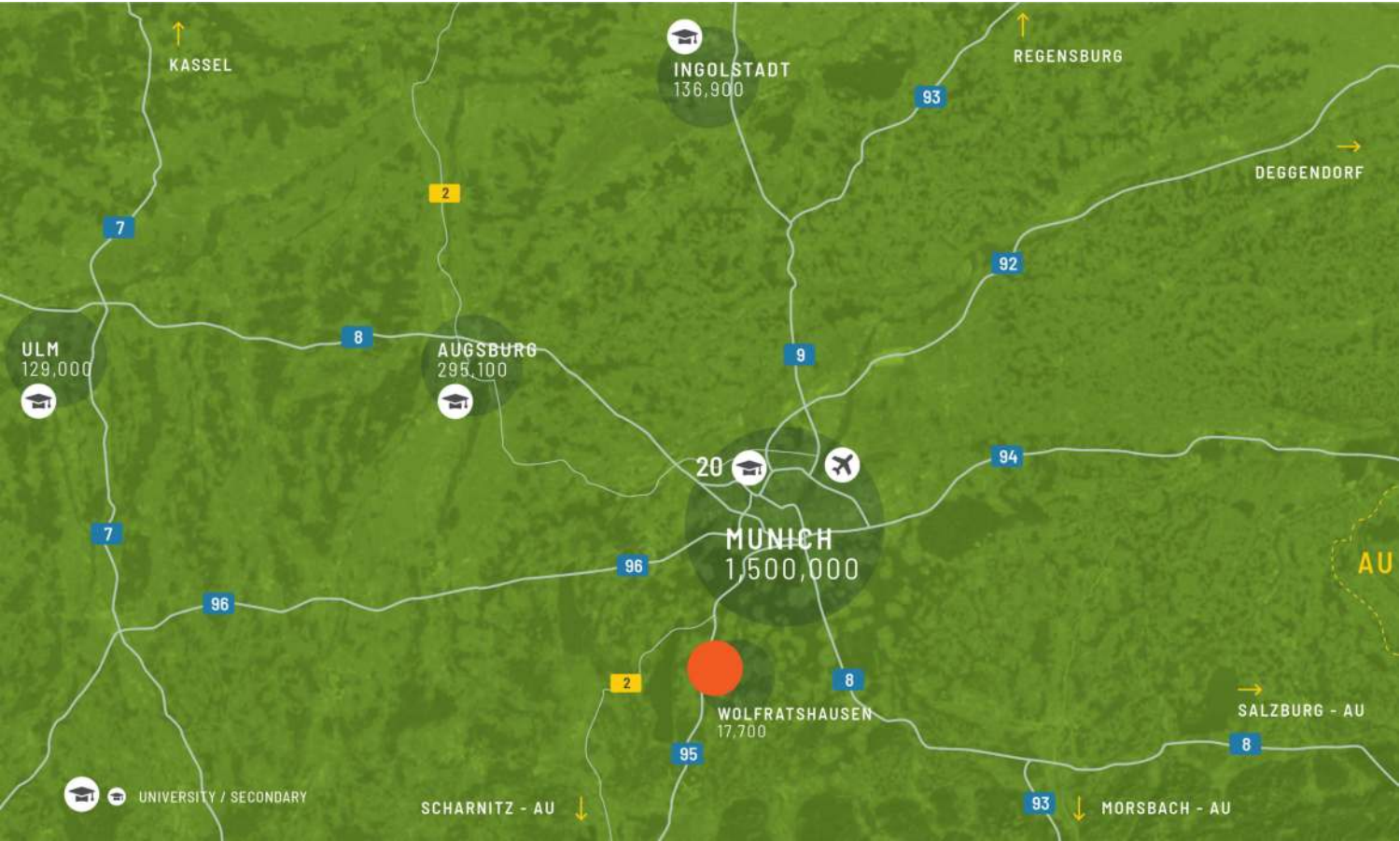
ctp


DE


Prime location in Wolfratshausen with excellent transport links


The property is centrally located in Wolfratshausen and impresses with its very good transport links thanks to the highway, main road and S-Bahn. The nearby cities of Munich and Garmisch-Patenkirchen are easily accessible. Lake Starnberg is just a stone's throw away in the next village. Nestled in the Alps, there is a bus stop directly in front of the property (line 378).


- ▶ Direct access to highway, main road, S-Bahn, and bus stop (line 378) for easy travel to Munich, Garmisch-Partenkirchen, and surrounding areas
- ▶ Close proximity to Lake Starnberg and the Alps for outdoor activities and scenic beauty



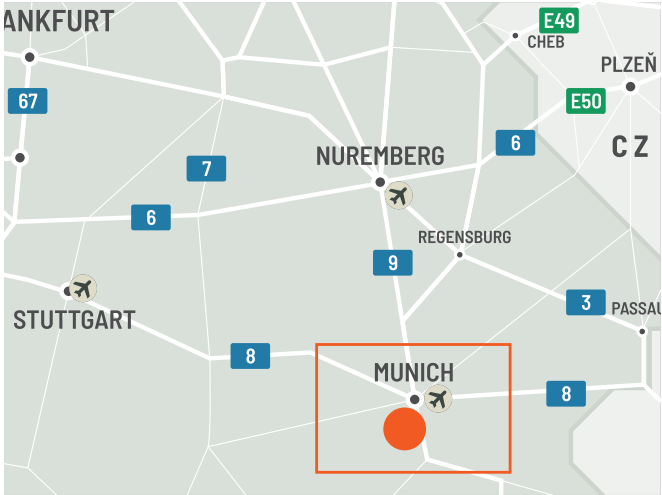
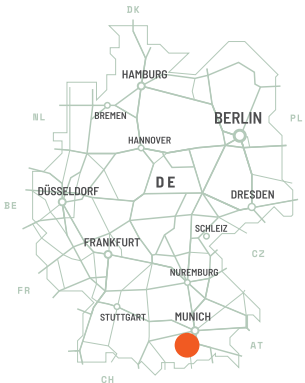
 AIRPORT 72KM

 TRAIN STATION 3KM

 BUS STATION 0KM

 HIGHWAY 3KM

GRANDI CITTÀ		
Munich Airport	72	53 min
Monaco	35	30 min



Abundant leisure opportunities in the Wolfratshausen region

The wide range of leisure activities in the Wolfratshausen, Munich and Garmisch-Patenkirchen region make the location attractive for companies and their employees. The region is also very attractive for families thanks to the wide range of recreational opportunities. Among other things, Lake Starnberg invites you to linger, while the neighboring Alps are perfect for long hikes. The region can be used as a starting point for numerous activities.

CARATTERISTICHE DEL PARCO

- ▶ Direct access to highway, main road, S-Bahn, and bus stop (line 378) for easy travel to Munich, Garmisch-Partenkirchen, and surrounding areas
- ▶ Close proximity to Lake Starnberg and the Alps for outdoor activities and scenic beauty





DISPONIBILITÀ E CONSEGNA

01 Wo	23.903 m ²	Costruito
Opportunità di sviluppo	18.386 m ²	Pianificato
02 Wo	7.954 m ²	Costruito
04 Wo	4.483 m ²	Costruito
05 Wo	1.665 m ²	Costruito
08 Wo	186 m ²	Costruito
07 Wo	147 m ²	Costruito

- Costruito disponibile
- Pianificato
- Costruito occupato

DATI CHIAVE DEL PARCO

CTPark Wolfratshausen

DISPONIBILI ORA

38.338 m²

OPPORTUNITÀ DI SVILUPPO

18.386 m²

AREA EDIFICATA

38.338 m²

SUPERFICIE TOTALE

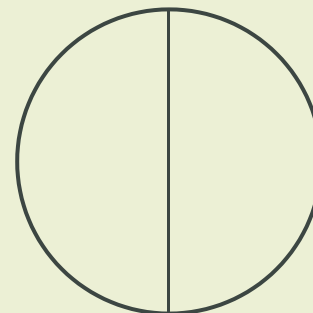
4,87 ha



INDUSTRIE NEL PARCO

50% Servizi

50% Commercio Al
Dettaglio



ctp

ctPark NETWORK

WHERE YOU NEED TO BE

10 countries

TRACK RECORD OF SUCCESS

**13.8 mil. sqm
GLA**

SPACE FOR YOU TO GROW

**25.7 million sqm
landbank**

SPACE FOR YOU TO GROW

~1,500 clients

KEY

- CTParks
>100,000 sqm GLA
- CTP locations
<100,000 sqm GLA
- Mixed-use Parks
- Planned

MARKETS

- Core markets
- Growth markets
- Western European markets



Sandy Benz
Business Development &
Leasing Manager, South
Germany

+49 175 24 25 473
sandy.benz@ctp.eu

CONTATTAMI