



ctp





DE

CTPark Wittingen

Strategic location with diverse economic opportunities in Lower Saxony

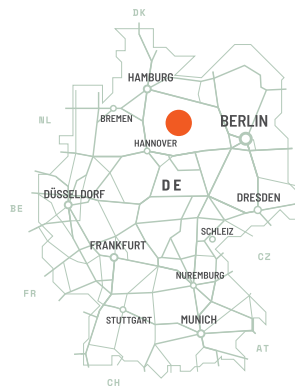
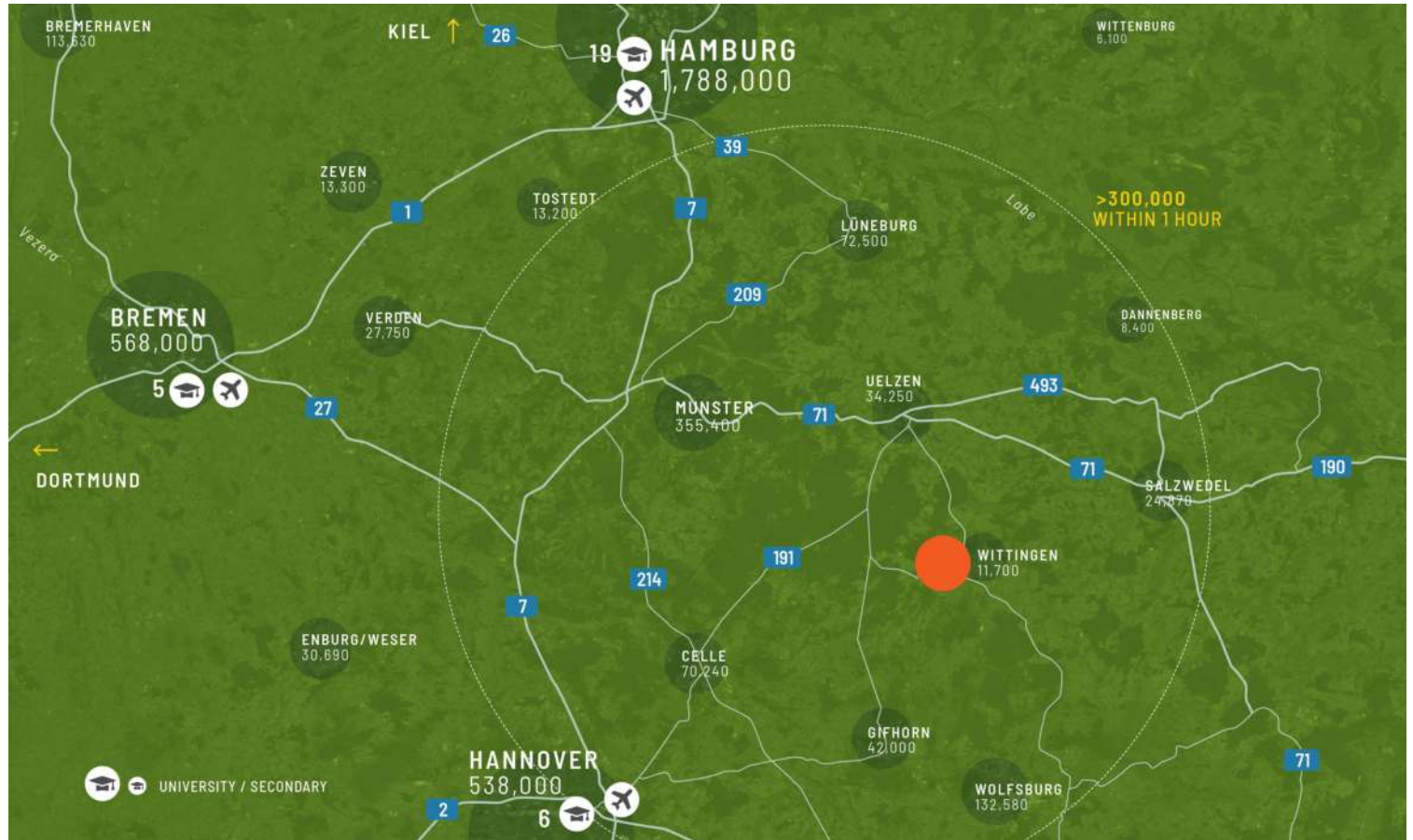
Wittingen is about 80 kilometers from Braunschweig and 90 kilometers from Wolfsburg. Hanover, the capital of Lower Saxony, can also be reached in less than two hours. The town has solid infrastructure with several industrial areas suitable for various company sizes and types. There is also ample space for future expansions or new settlements. Wittingen is characterized by a diverse economic structure. In addition to traditional craft businesses, there are companies in the fields of mechanical engineering, agriculture, and services. The town is known for its brewery, which plays a significant role in the local economy.

- ▶ Well-connected to major cities like Braunschweig, Wolfsburg, and Hanover
- ▶ Strong infrastructure with industrial areas and ample space for business growth
- ▶ Diverse economic structure, featuring traditional crafts, mechanical engineering, agriculture, and a prominent local brewery

 AIRPORT 92KM	 TRAIN STATION 1KM
 BUS STATION 0,2KM	 HIGHWAY 55KM

GRANDI CITTÀ

Wolfsburg	43	45min
Hannover	90	90min
Hamburg	125	110min



Strategic advantage with excellent transport connectivity

Wittingen is a small town in the Gifhorn district of Lower Saxony and offers a strategically advantageous location for companies in various industries. The town is located in the northeast of Lower Saxony, near the border with Saxony-Anhalt, and benefits from its central position between the metropolitan regions of Hanover, Hamburg, and Braunschweig.

CARATTERISTICHE DEL PARCO

- ▶ Good visibility
- ▶ Good infrastructure
- ▶ Flexible space allocation
- ▶ Location directly on the main road






Central location between Wolfsburg and Hannover

DISPONIBILITÀ E CONSEGNA

Wi1 - Wi2	19.684 m ²	Costruito
Warehouse	4.500 m ²	Pianificato
Ufficio	1.575 m ²	Costruito



-  Costruito disponibile
-  Pianificato
-  Costruito occupato

DATI CHIAVE DEL PARCO

CTPark Wittingen



DISPONIBILI ORA

21.259 m²

OPPORTUNITÀ DI SVILUPPO

4.500 m²

AREA EDIFICATA

21.259 m²

SUPERFICIE TOTALE

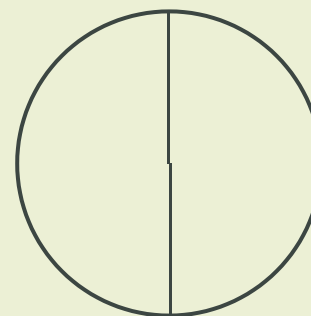
4,62 ha



INDUSTRIE NEL PARCO

50% Commercio
All'ingrosso

50% Altro



ctp

ctPark NETWORK

WHERE YOU NEED TO BE

10 countries

TRACK RECORD OF SUCCESS

13.8 mil. sqm GLA

SPACE FOR YOU TO GROW

25.7 million sqm landbank

SPACE FOR YOU TO GROW

~1,500 clients

KEY

- CTParks >100,000 sqm GLA
- CTP locations <100,000 sqm GLA
- Mixed-use Parks
- Planned

MARKETS

- Core markets
- Growth markets
- Western European markets

ctp

Jöran Redies

Senior Business Developer, East Germany

+49 1514 1454905
joeran.redies@ctp.eu



CONTATTAMI

