

DE

CTPark Wildau

Thriving business hub in the Berlin-Brandenburg metropolitan region

Wildau is a town in the state of Brandenburg, located southeast of Berlin. It belongs to the Berlin/Brandenburg metropolitan region and benefits from its proximity to the German capital. Wildau has developed into a significant business location in recent years. Wildau has several industrial areas that host companies from various industries, including small and medium-sized enterprises (SMEs) and larger companies. Wildau actively promotes innovation and entrepreneurship. The Innovation and Start-up Center is an example of how start-ups and young companies are supported.

- Strategic location southeast of Berlin, benefiting from capital city proximity
- Hosts diverse industries, from SMEs to larger enterprises, in multiple industrial areas
- Strong focus on innovation with dedicated support for start-ups and young companies



AIRPORT 11KM



TRAIN STATION 4KM



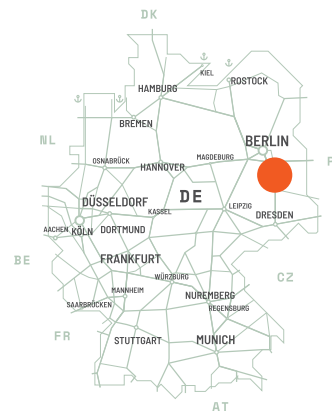
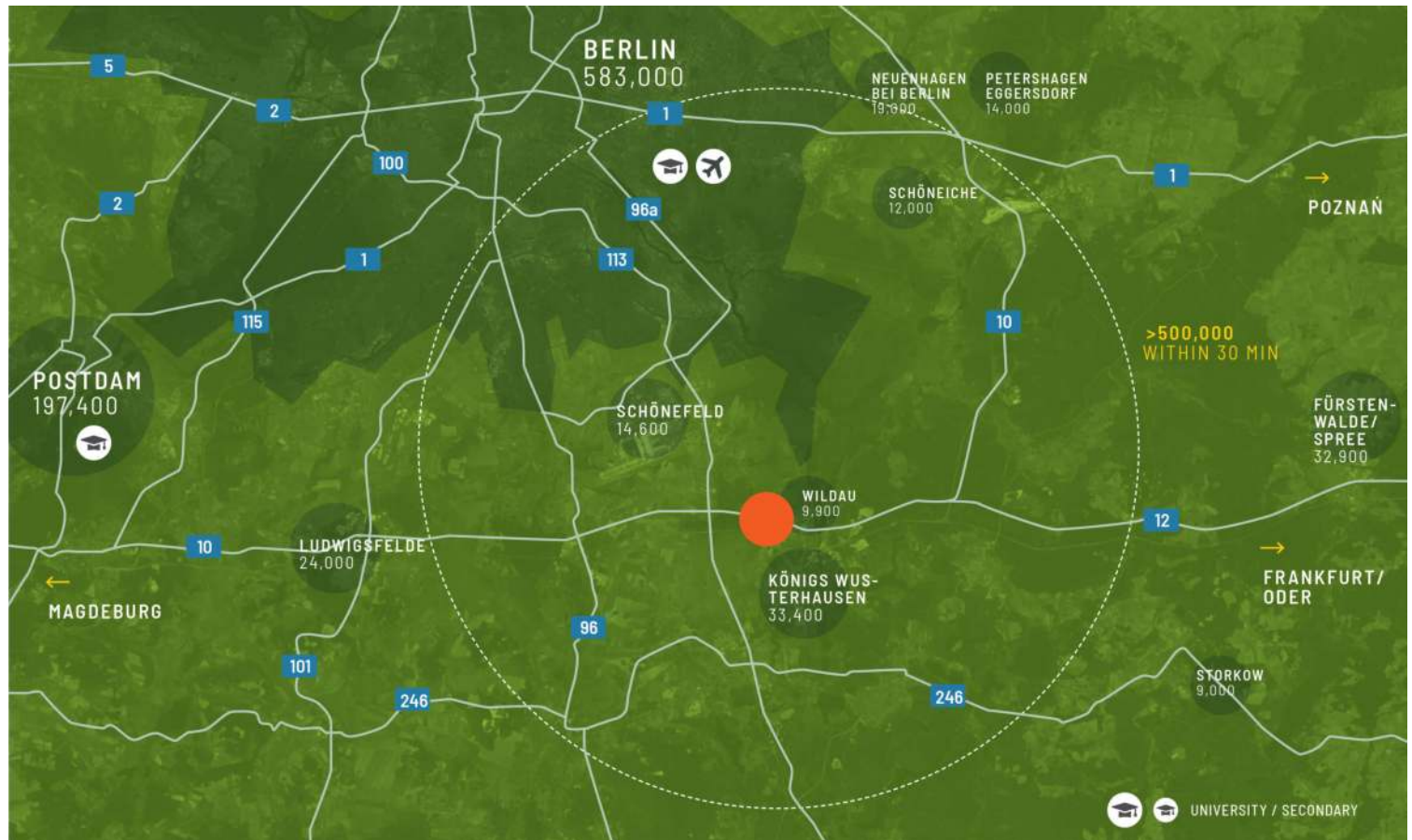
BUS STATION 0,2KM



HIGHWAY 0,7KM

GRANDI CITTÀ

| | | |
|-------------|-------|--------|
| Berlin | 11 km | 15 min |
| Brandenburg | | |
| BER Airport | | |
| <hr/> | | |
| Berlin | 34 km | 45 min |

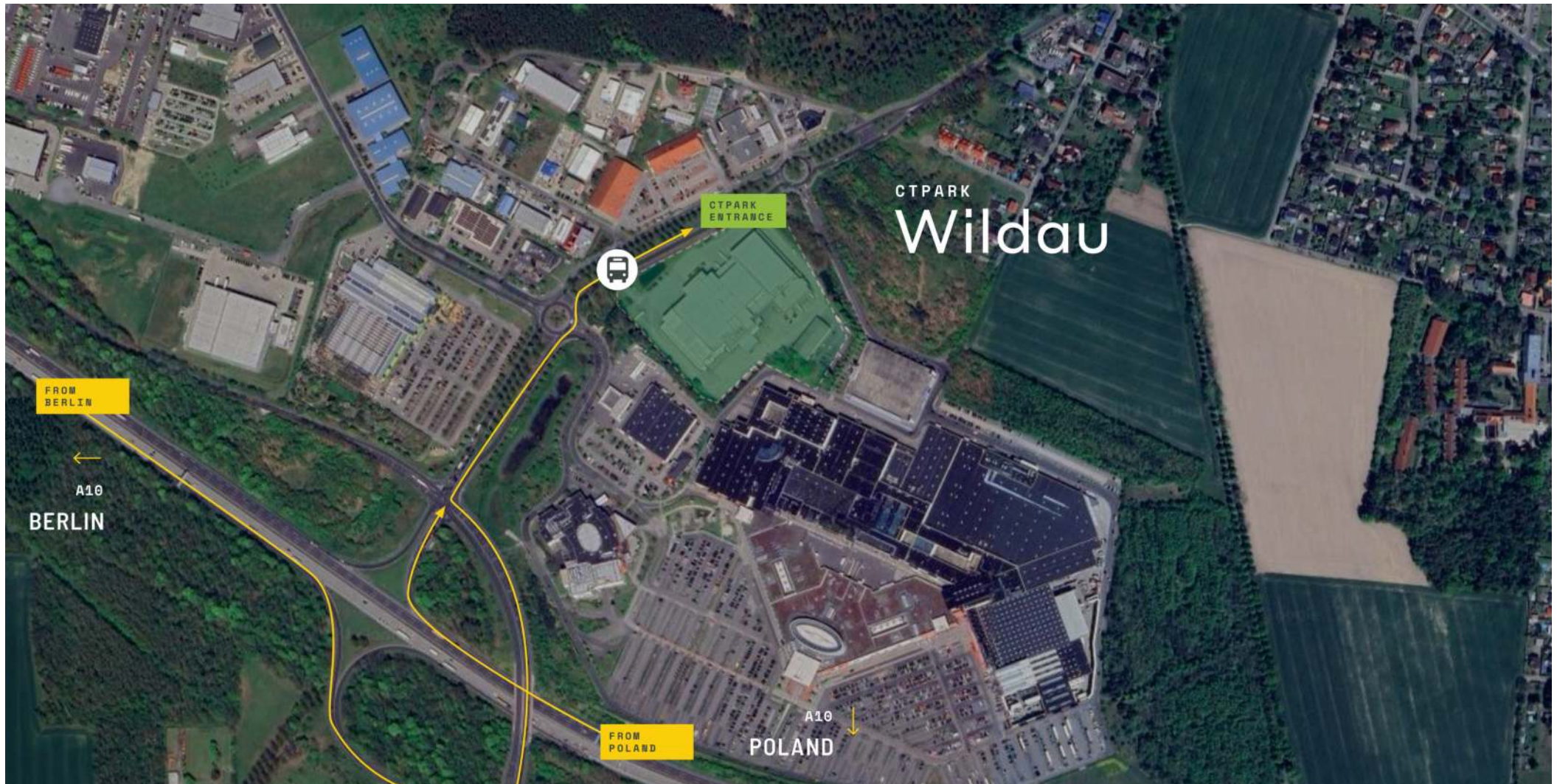


Prime location with direct access to major markets and global connectivity

Berlin offers access to a large market, benefiting companies that need fast distribution and high product availability. Wildau's location on the A10 provides quick connections to the A2, A9, and A13, essential for nationwide transport. Berlin Brandenburg Airport (BER), just 15 km away, enhances international connectivity for global market access.

CARATTERISTICHE DEL PARCO

- ▶ Deep-frozen warehouse
- ▶ Immediate proximity to the A10
- ▶ Many truck and car parking spaces available
- ▶ Recently refurbished refrigeration system





- Costruito disponibile
- Pianificato
- Costruito occupato

DATI CHIAVE DEL PARCO
.....

CTPark Wildau

DISPONIBILI ORA

5.683 m²

OPPORTUNITÀ DI SVILUPPO

0 m²

AREA EDIFICATA

39.999 m²

SUPERFICIE TOTALE

4,00 ha

INVESTITORI DEL PARCO E NELLE
VICINANZE

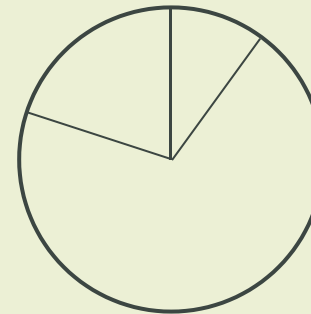
Meyer Quick Service Logistics
.....
Eismann

INDUSTRIE NEL PARCO

10% 3PL

70% Commercio Al Dettaglio

20% Commercio All'ingrosso



ctp

ctPark NETWORK

WHERE YOU NEED TO BE

10 countries

TRACK RECORD OF SUCCESS

**13.8 mil. sqm
GLA**

SPACE FOR YOU TO GROW

**25.7 million sqm
landbank**

SPACE FOR YOU TO GROW

~1,500 clients

KEY

- CTParks
>100,000 sqm GLA
- CTP locations
<100,000 sqm GLA
- Mixed-use Parks
- Planned

MARKETS

- Core markets
- Growth markets
- Western European
markets

ctp

Jöran Redies

Senior Business Developer, East
Germany

+49 1514 1454905
joeran.redies@ctp.eu



CONTATTAMI