

DE

CTPark Unna

Logistik

Thriving Economic Hub with Excellent Infrastructure and High Quality of Life

Unna, located in the eastern Ruhr region near the border to Westphalia, is an important economic hub in North Rhine-Westphalia. Its central position between Dortmund and Hamm provides ideal conditions for businesses across various industries. The city benefits from a strong industrial and commercial infrastructure as well as excellent accessibility. The well-developed infrastructure offers optimal conditions for companies requiring production and storage facilities. Unna also boasts a proactive economic development agency and a diverse range of commercial properties that attract both national and international businesses. Manufacturing companies, logistics providers, and service industries, in particular, find the ideal conditions here. The balanced ratio of residential and commercial areas, combined with the high quality of life in the region, makes Unna attractive to employees and supports sustainable development as an economic location.



DORTMUND 12 KM



HAUPTBAHNHOF UNNA 5 KM



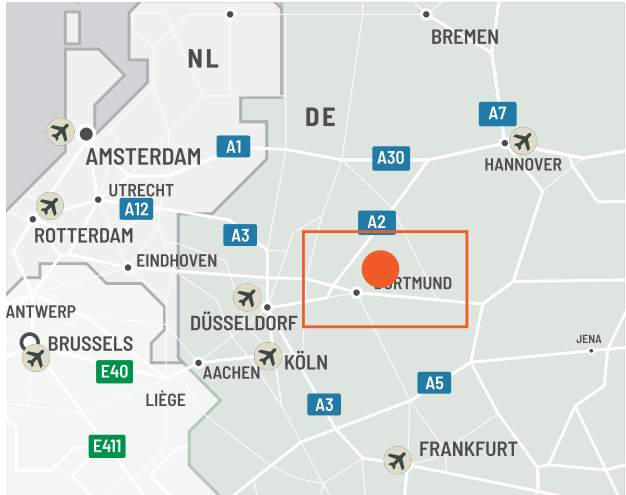
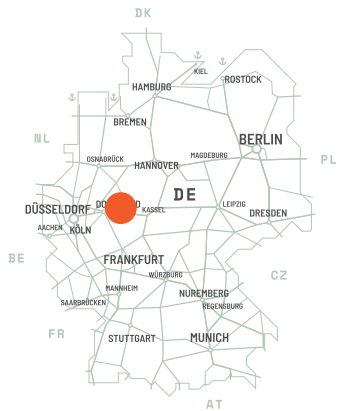
HEINRICH-HERTZ-STRASSE 0,5 KM



A1 4 KM

GRANDI CITTÀ

Dortmund	19 km	30 minuti
Münster	52 km	50 min

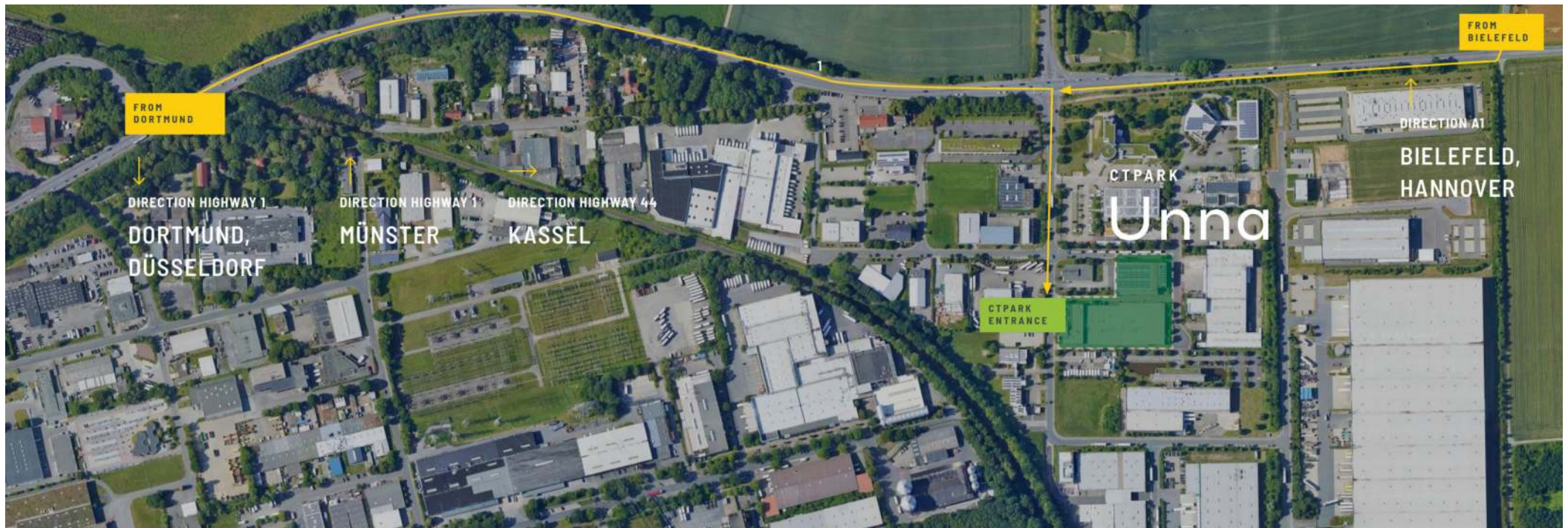


Prime Commercial Location in Unna with Excellent Connectivity and Versatile Facilities

The industrial area around Heinrich-Hertz-Straße 14-18 in Unna stands out for its excellent connectivity and versatile usage options. Proximity to the B1 federal road and the A1 and A44 motorways ensures quick accessibility for both passenger and freight transport. Dortmund Airport is just 15 minutes away, further enhancing the site's appeal for international businesses. Unna's city center is only a few minutes away, and convenient public transport connections make access easy. The dynamic industrial area is home to numerous companies in logistics, production, and trade. The spacious production and storage areas, combined with flexible office units, provide ideal conditions for a wide range of business concepts. The infrastructure facilitates efficient logistical processes, with suppliers and customers located nearby. Overall, the location at Heinrich-Hertz-Straße 14-18 offers an optimal combination of excellent transport links, modern facilities, and versatile usage options in an established commercial area.

CARATTERISTICHE DEL PARCO

- ▶ Excellent transport connections (A1 and A44)
- ▶ Established commercial environment with a variety of companies from different industries
- ▶ Good accessibility via public transport
- ▶ Attractive workforce availability due to its location between metropolitan areas



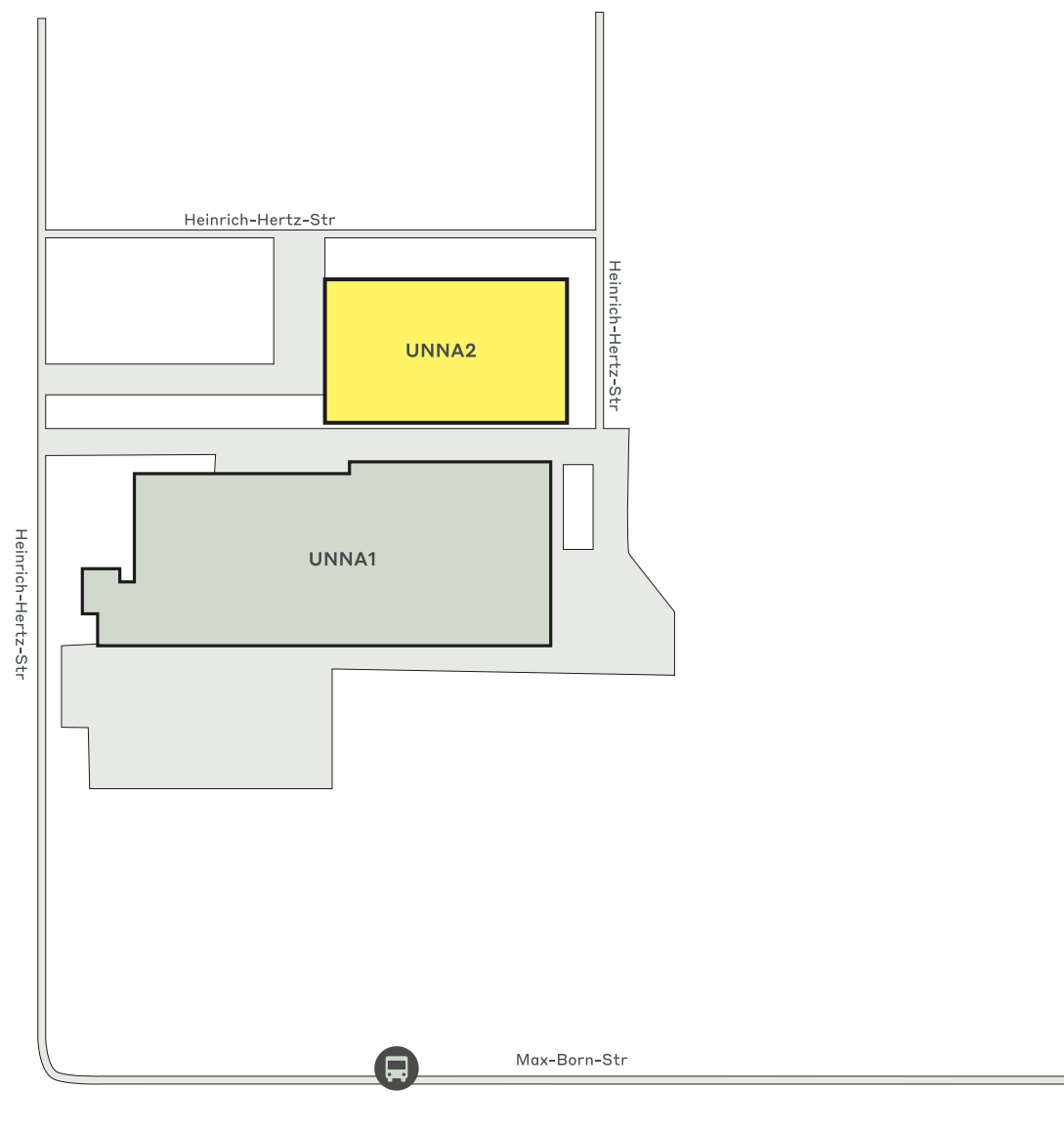
Modern Commercial Property
in Unna with Excellent
Accessibility and Versatile
Space




DISPONIBILITÀ E CONSEGNA

UNNA2

1.068 m²

Costruito



-  Costruito disponibile
-  Pianificato
-  Costruito occupato

DATI CHIAVE DEL PARCO

CTPark Unna

DISPONIBILI ORA

1.068 m²

OPPORTUNITÀ DI SVILUPPO

0 m²

AREA EDIFICATA

7.872 m²

SUPERFICIE TOTALE

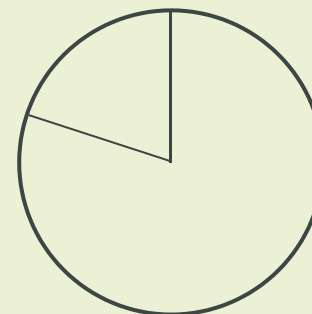
1,22 ha



INDUSTRIE NEL PARCO

80% Servizi

20% 3PL



ctp

ctPark NETWORK

WHERE YOU NEED TO BE

10 countries

TRACK RECORD OF SUCCESS

**13.8 mil. sqm
GLA**

SPACE FOR YOU TO GROW

**25.7 million sqm
landbank**

SPACE FOR YOU TO GROW

~1,500 clients

KEY

- CTParks
>100,000 sqm GLA
- CTP locations
<100,000 sqm GLA
- Mixed-use Parks
- Planned

MARKETS

- Core markets
- Growth markets
- Western European
markets



Sandra Kraus
Regional Leasing Manager,
Germany

+49 170 6178584
sandra.kraus@ctp.eu

CONTATTAMI