



CTPark Rzeszów



ctp

PL



## The biggest city in region close to border with Slovakia and Ukraine

Rzeszów is the main city in the Subcarpathian region, the largest city in the region, the city is the main centre of organised aid to Ukraine and will be the main centre for the reconstruction of Ukraine. In the future, it will be one of the most important cities in the CEE region. There are almost 200 000 people living and working in Rzeszów.

- ▶ Ukraine: 60 km
- ▶ Slovakia: 80 km
- ▶ Costi del lavoro competitivi
- ▶ Region with high manufacturing potential
- ▶ Solar installation available in the park



HIGHWAY A4 4 KM



RZESZÓW CENTRE 6 KM



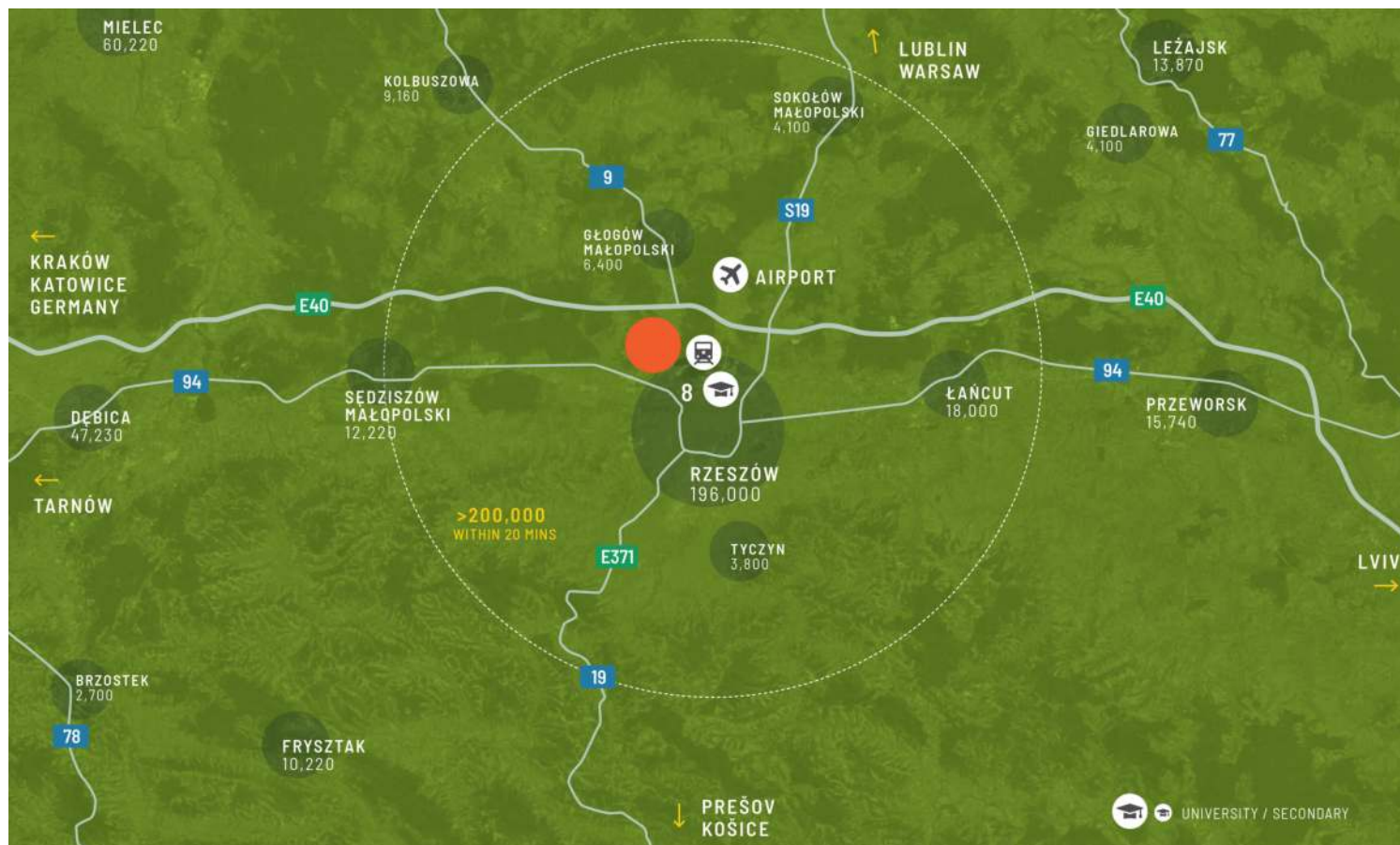
RZESZÓW AIRPORT 10 KM



RZESZÓW RAILWAY STATION - 7 KM

### GRANDI CITTÀ

Tarnów	24 km	20 min
Radom	64 km	45 min
Lublin	192 km	2 h 30 min
Kraków	107 km	2 h 15 min
Leopoli	200 km	2 h
Rzeszów	250 km	2 h 30 min
Warszawa	320 km	3 h 30 min





## Ten minutes to Cargo Airport Rzeszów

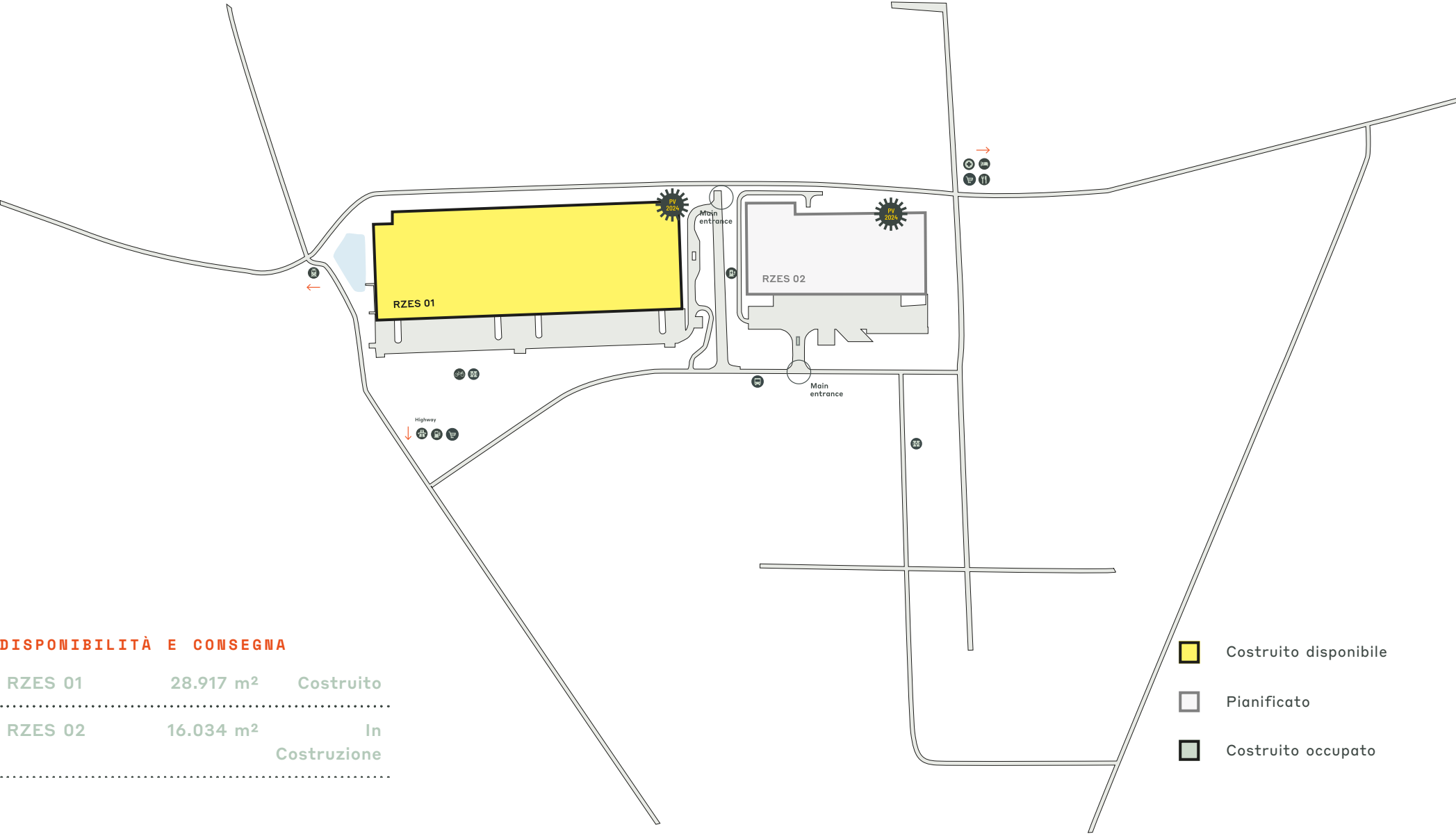
With direct access to the motorway, CTPark Rzeszów is a short distance from the border with Ukraine, Slovakia and the city centre of Rzeszów. The location, close to the national border and the city centre of Rzeszów, is ideal for companies involved in light manufacturing and cross-border logistics. With a large amount of space, the park allows for easy expansion in this profitable region.

### CARATTERISTICHE DEL PARCO

- ▶ Town is located 10 minutes by car from the park with everything you could possibly need
- ▶ Mini market and petrol station nearby
- ▶ Direct access to the motorway
- ▶ Sustainable park: Solar installation for use by tenants;






Our most eastern CTPark



DISPONIBILITÀ E CONSEGNA

RZES 01	28.917 m <sup>2</sup>	Costruito
.....		
RZES 02	16.034 m <sup>2</sup>	In
		Costruzione
.....		

-  Costruito disponibile
-  Pianificato
-  Costruito occupato

DATI CHIAVE DEL PARCO

# CTPark Rzeszów



PRONTO PER  
L'ENERGIA  
SOLARE



RICICLO  
DELL'ACQUA



UKRAINE 60 KM



AUTOBUS /  
TRASPORTO  
PUBBLICO



RICARICA  
ELETTRICA



ARCHITETTURA  
DEL PAESAGGIO

DISPONIBILI ORA

28.917 m<sup>2</sup>

OPPORTUNITÀ DI SVILUPPO

16.034 m<sup>2</sup>

AREA EDIFICATA

33.339 m<sup>2</sup>

SUPERFICIE TOTALE

28,57 ha

INVESTITORI DEL PARCO E NELLE  
VICINANZE

Tonex

Normapres

Daily fruit

ctp

# ctPark NETWORK

WHERE YOU NEED TO BE

10 countries

TRACK RECORD OF SUCCESS

13.8 mil. sqm  
GLA

SPACE FOR YOU TO GROW

25.7 million sqm  
landbank

SPACE FOR YOU TO GROW

~1,500 clients

## KEY

- CTParks  
>100,000 sqm GLA
- CTP locations  
<100,000 sqm GLA
- Mixed-use Parks
- Planned

## MARKETS

- Core markets
- Growth markets
- Western European markets



**Grzegorz Sikora**

Business Developer, Silesia-East  
Region

+48 888 728 277  
grzegorz.sikora@ctp.eu

CONTATTAMI