



ctp



DE

CTPark Remscheid North

Remscheid as an industrial hub with future prospects and excellent connectivity

Remscheid is located in the heart of the Bergisches Land and is one of the most significant cities in the region. With a long tradition in tool and machinery manufacturing, Remscheid is considered an industrial hub, particularly attractive to medium-sized businesses. The region offers well-developed infrastructure and a central location within the Rhine-Ruhr metropolitan area, making it a preferred location for companies in production and logistics. Additionally, the proximity to Cologne and Düsseldorf strengthens the region as a business location, allowing companies to benefit from a large network of potential customers and partners. Remscheid's innovation capacity and access to skilled labor make it a stable and future-oriented business hub.

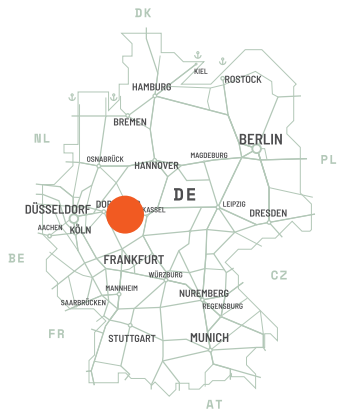
 DÜSSELDORF 50 KM

 HAUPTBAHNHOF REMSCHEID 2,5 KM

 ROSENALSTRASSE 0,3 KM

 A1 3 KM

GRANDI CITTÀ		
Wuppertal	12 km	30 minuti
Leverkusen	28 km	30 minuti
Düsseldorf	43 km	50 mins

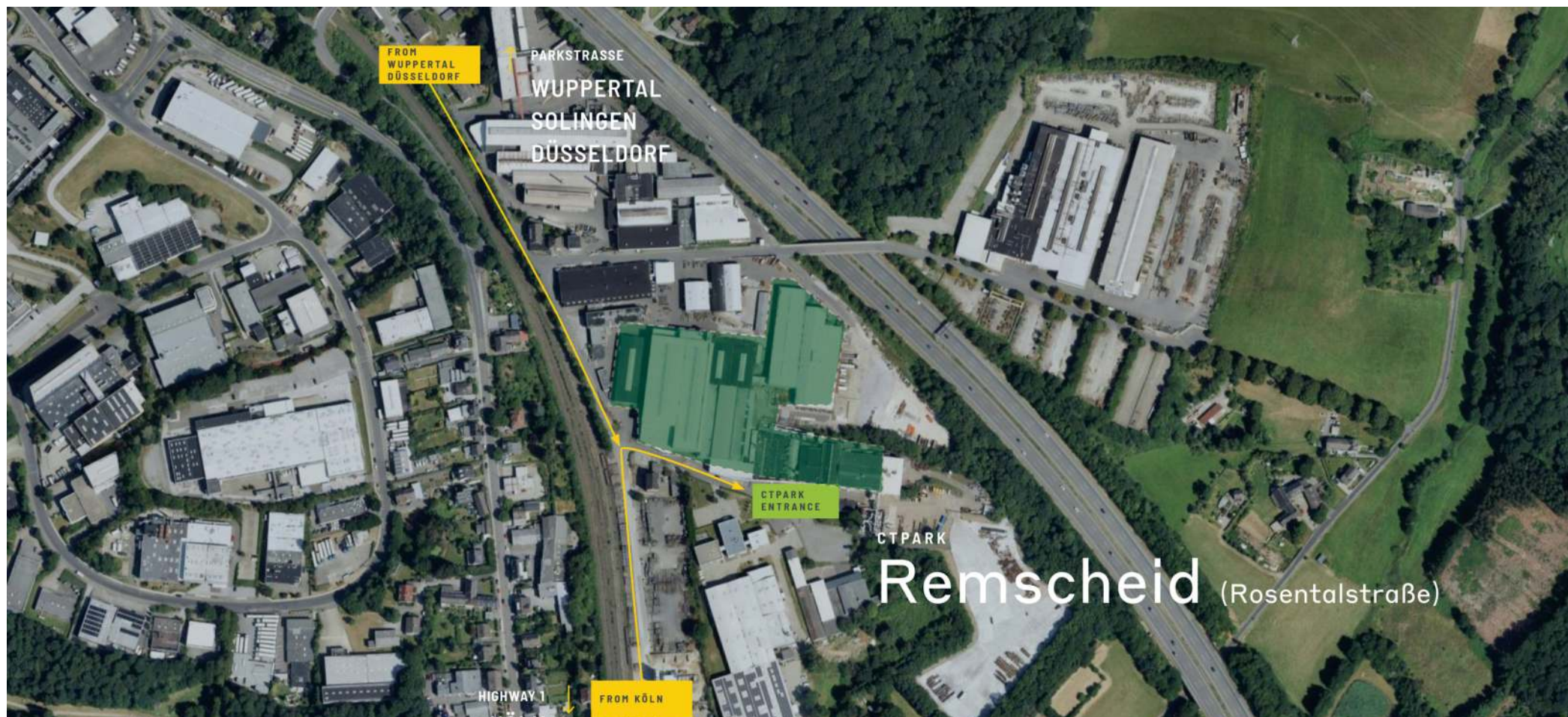


Commercial property in Remscheid with excellent transport connectivity

The commercial property on Rosentalstraße is located in a well-developed area of Remscheid. The immediate surroundings consist primarily of commercial buildings and small industrial units, making the location ideal for businesses in the service and production sectors. The transport connections are excellent: the A1 motorway is easily accessible, providing connections to the cities of Cologne and Dortmund. Remscheid's main train station is also just a few minutes' drive away, ensuring access to regional and long-distance rail services. Several bus stops in the immediate vicinity provide good public transport connections to the city center.

CARATTERISTICHE DEL PARCO

- ▶ Well-developed transportation connections
- ▶ Strong economic location with industry and craft businesses
- ▶ Flexible usage options for commercial and industrial purposes
- ▶ Development area available



Flexible industrial site with
development potential and
ideal facilities



DATI CHIAVE DEL PARCO

CTPark Remscheid North

DISPONIBILI ORA

0 m²

OPPORTUNITÀ DI SVILUPPO

0 m²

AREA EDIFICATA

16.245 m²


SUPERFICIE TOTALE

1,62 ha



INDUSTRIE NEL PARCO

100% Altro



ctp

ctPark NETWORK

WHERE YOU NEED TO BE

10 countries

TRACK RECORD OF SUCCESS

**13.8 mil. sqm
GLA**

SPACE FOR YOU TO GROW

**25.7 million sqm
landbank**

SPACE FOR YOU TO GROW

~1,500 clients

KEY

- CTParks
>100,000 sqm GLA
- CTP locations
<100,000 sqm GLA
- Mixed-use Parks
- Planned

MARKETS

- Core markets
- Growth markets
- Western European
markets



Sandra Kraus
Regional Leasing Manager,
Germany

+49 170 6178584
sandra.kraus@ctp.eu

CONTATTAMI