

ctp

CZ

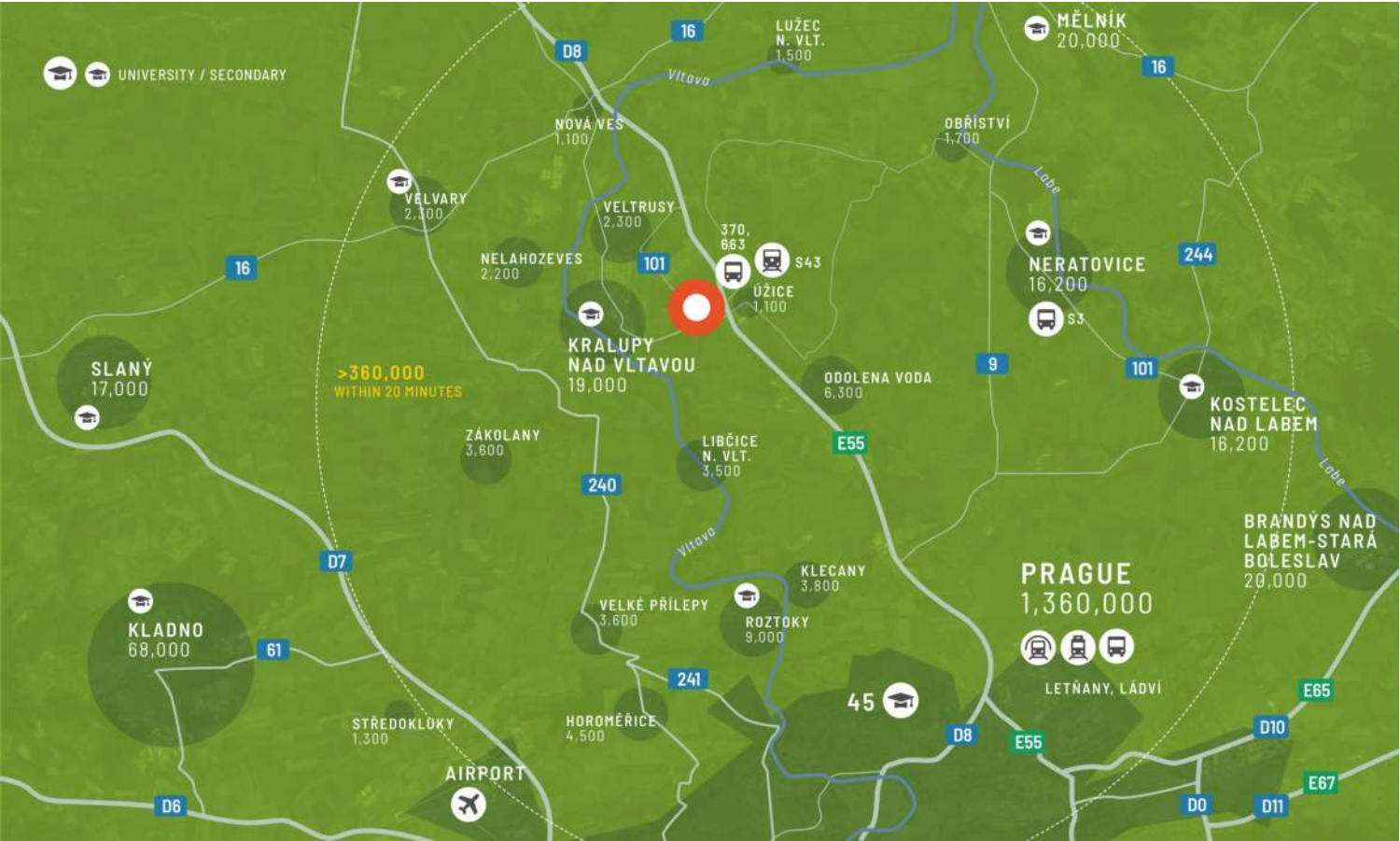
CTPark Prague North



The most sought after location in CZ

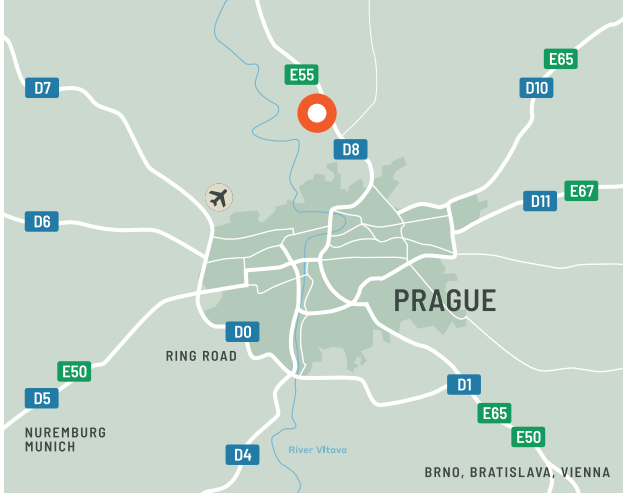
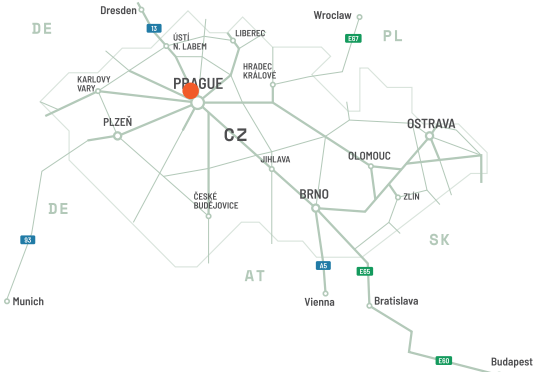
CTPark Prague North gives you the best of a Prague's market plus the regional benefits such as large labour pool and lower rental rates. The park is a perfect fit for companies in the distribution, warehousing, and light manufacturing sectors. The highly populated area with frequent public transport and easy access from main roads ensures an abundant supply of skilled white and blue-collar workers for your business.

- Strategic location at the crossroads of Central Europe
- Area with available skilled labour, 1.2 million residents in Prague and local towns
- Low-cost area with top infrastructure



ГОЛЕМИ ГРАДОВЕ

Prague city limits	9	15 min
Dresden	125 km	1h 35min
Бърно	232 km	2h 30min
Berlin	326	3h 36min
Братислава	355	3h 45min
Острава	397	4h 10min
Munich	400	4h 25min



Direct highway access to the Prague's market

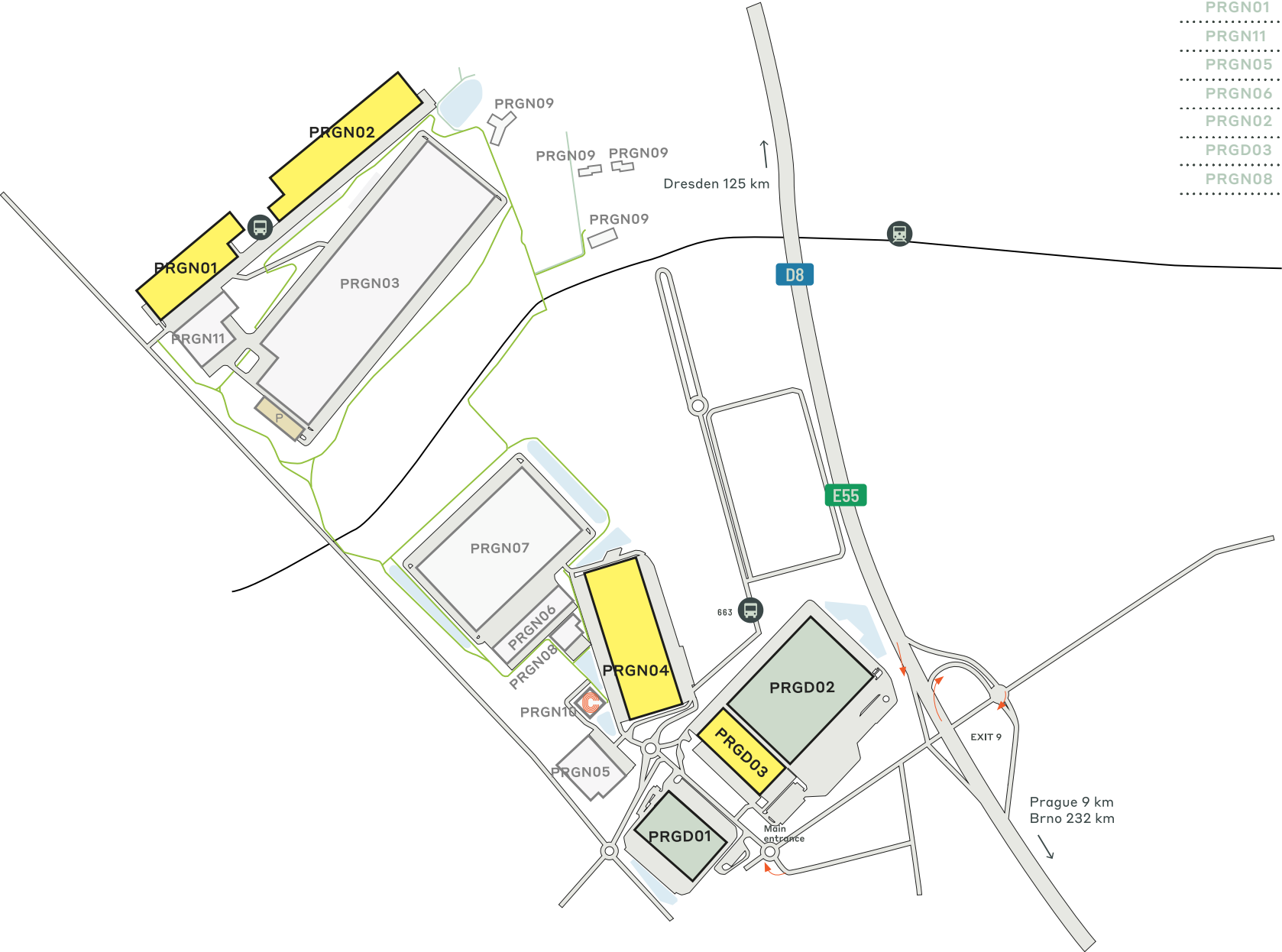
CTPark Prague North is strategically located within the Prague region, providing excellent highway access to the city centre and the German border via the D8 (E55) highway (Prague – Dresden), as well as the international highway grid surrounding Prague's ring road.

ХАРАКТЕРИСТИКИ НА ПАРКА

- ▶ Certification BREEAM New construction - Outstanding
- ▶ Solar power 25 MWp planned
- ▶ Събиране на вода и повторна употреба
- ▶ Елегантно озеленяване и инфраструктура за биоразнообразие



The largest Prague development



НАЛИЧНОСТ И ДОСТАВКА

PRGN03	84 719 кв.м.	Планирано
PRGN04	38 080 кв.м.	Построено
PRGN07	32 589 кв.м.	Построено/ Планирано
PRGN01	15 715 кв.м.	Построено
PRGN11	11 520 кв.м.	Планирано
PRGN05	11 198 кв.м.	Планирано
PRGN06	9 792 кв.м.	Планирано
PRGN02	9 148 кв.м.	Построено
PRGD03	8 476 кв.м.	Построено
PRGN08	3 168 кв.м.	Планирано

- Налично за построяване
- Планирано
- Построено

КЛЮЧОВИ ДАННИ ЗА ПАРКА

CTPark Prague North



ПЛАНИРАНО



ЕЛЕКТРИЧЕСКИ
ЗАРЯДНИ
УСТРОЙСТВА



ОЗЕЛЕНЯВАНЕ



СПОРТНО
ИГРИЩЕ /
УЛИЧЕН
ФИТНЕС



КАФЕ



НАСТАНЯВАНЕ
НА
РАБОТНИЦИ

НАЛИЧНО СЕГА

71 419 КВ.М.

ВЪЗМОЖНОСТ ЗА РАЗВИТИЕ

120 397 КВ.М.

ЗАСТРОЕНА ПЛОЩ

181 421 КВ.М.

ОБЩА ПЛОЩ

99,12 хектара

ПАРК И ИНВЕСТИТОРИ НАБЛИЗО

Metro

Blum

Nüssli

ИНДУСТРИИ В ПАРКА

60% Търговия На Едро

26% Производство

7% Услуги

7% Логистика На Трети Страни (3PL)



ctp

ctPark NETWORK

WHERE YOU NEED TO BE

11 countries

TRACK RECORD OF SUCCESS

**14.6 mil. sqm
GLA**

SPACE FOR YOU TO GROW

**25.7 million sqm
landbank**

SPACE FOR YOU TO GROW

≈1,500 clients

KEY

- CTParks
>100,000 sqm GLA
- CTP locations
<100,000 sqm GLA
- Mixed-use Parks
- Planned

MARKETS

- Core markets
- Growth markets
- Western European markets

ctp

Михал Приб
Senior Business Developer,
Central and North Bohemia
Region

+420 778 734 734
michal.prib@ctp.eu

