

ctp

CZ

CTPark Nýřany


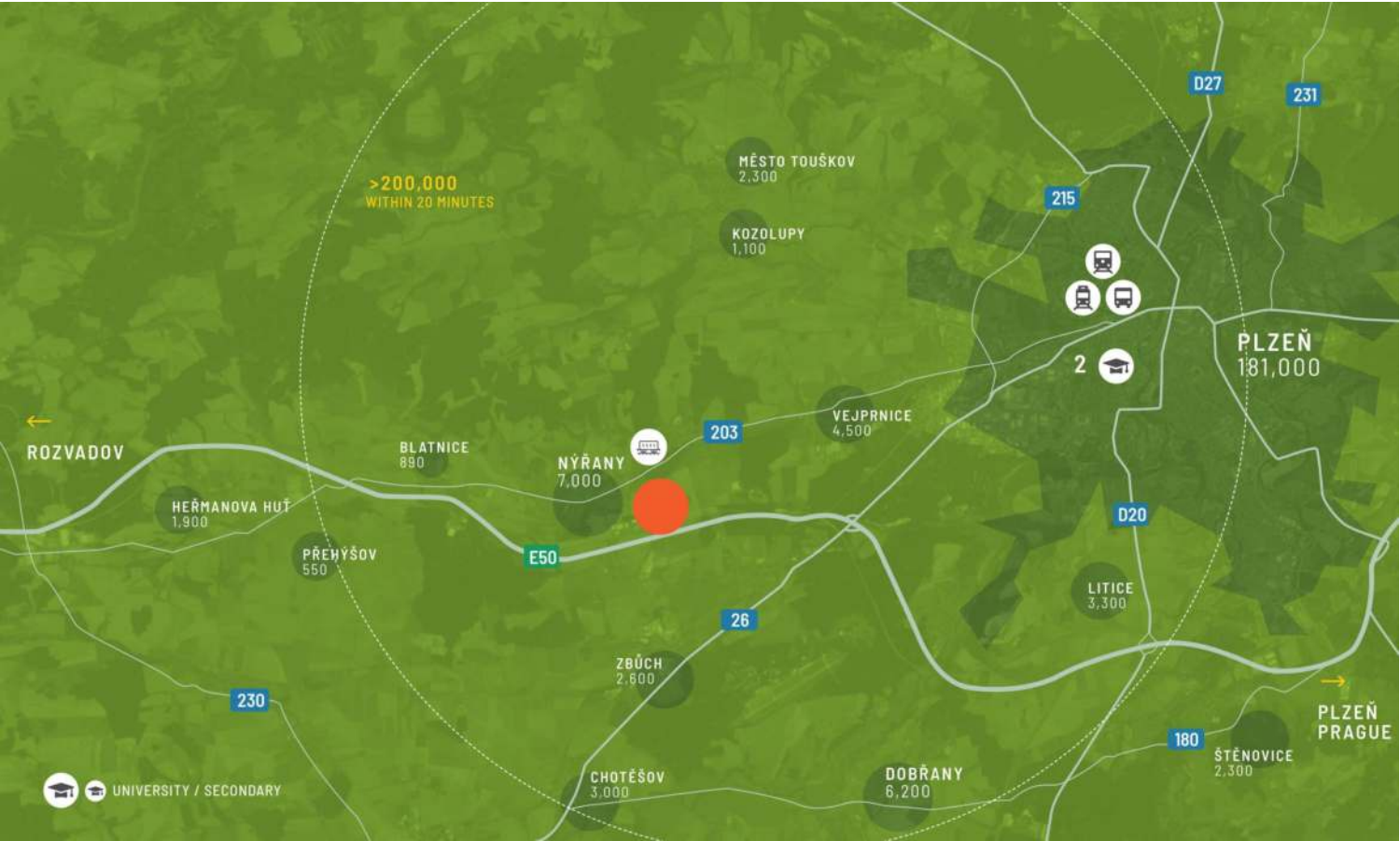
Strong automotive and industrial cluster

The Nýřany region forms one of West Bohemia’s most dynamic industrial zones, shaped by a strong presence of automotive, engineering, logistics, and advanced manufacturing companies. The area benefits from a long-standing industrial tradition and a deep pool of skilled workers coming from Plzeň and surrounding towns. Technical secondary schools and the University of West Bohemia further reinforce the region’s talent pipeline, providing graduates with expertise in mechanical engineering, electrical engineering, IT, and production technologies. Thanks to this combination of industrial heritage, modern specialization, and workforce stability, businesses in Nýřany can rely on a highly capable and dependable labour market.

- ▶ On the highway D5 (exit 93) connecting Prague and Rozvadov
- ▶ Only 13 minutes from Plzeň and 40 minutes to German borders
- ▶ Nýřany Cargo train terminal in close vicinity

主要城市

皮尔森	12 公里	13 min
布拉格	110 公里	60 min
雷根斯堡	155 公里	90分钟
纽伦堡	188 km	120 min
慕尼黑	264 km	165 min



Strategic location and connectivity

CTPark Nýřany is strategically located along the D5 highway, just 12 km west of Plzeň and 56 km from the German border. This prime position ensures excellent transport connections for cross-border logistics, light manufacturing, and automotive supply chain operations, offering direct access to Germany and Prague. The Plzeň Region's strong industrial base, combined with efficient motorway links and proximity to major hubs such as Regensburg, Nuremberg, and Munich, makes Nýřany an ideal location for companies seeking to grow within Central Europe's highly developed industrial corridor.

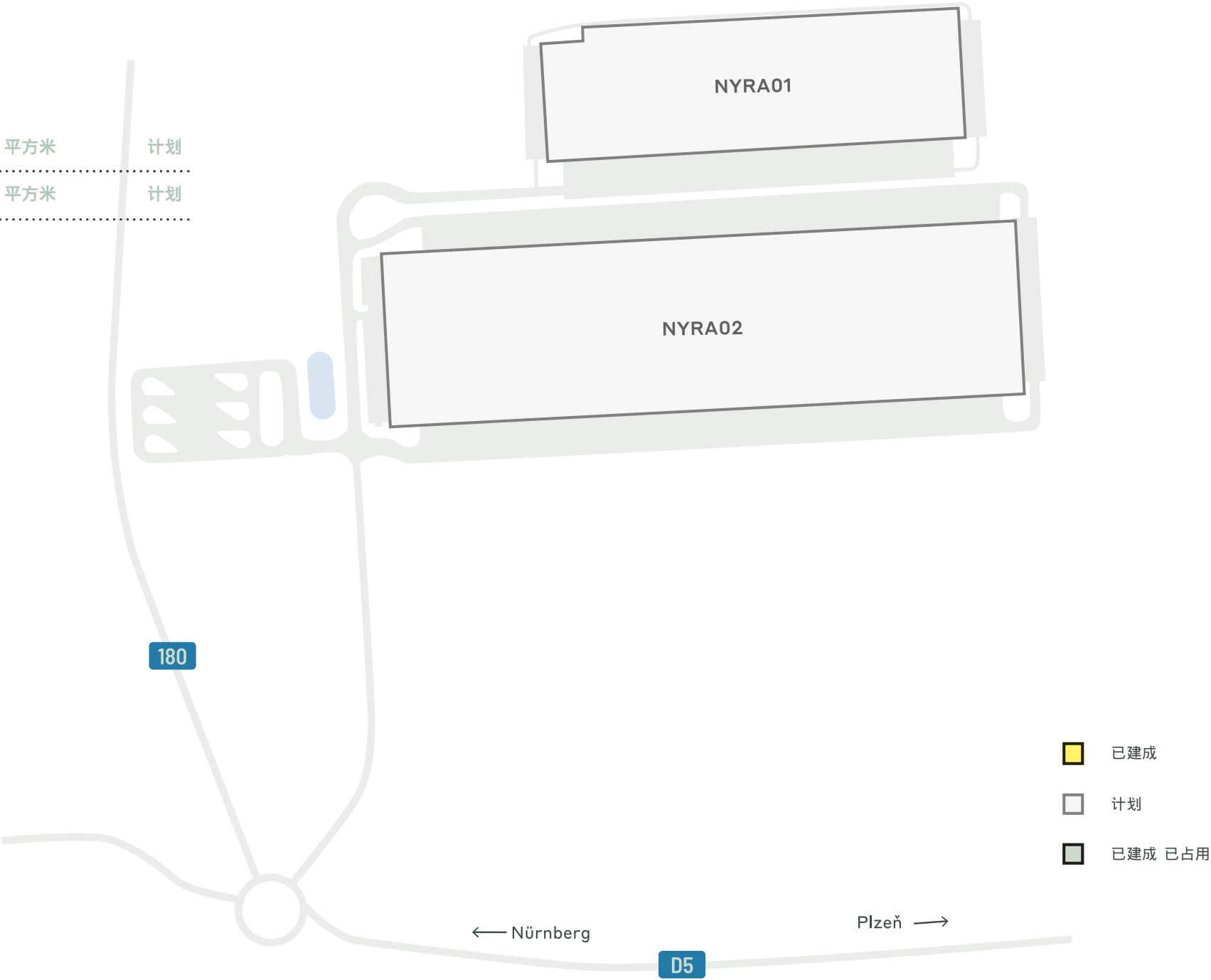
公园特色

- ▶ On the highway D5 (exit 93) connecting Prague and Rozvadov
- ▶ Expansion flexibility tailored to client needs
- ▶ Modern facilities for production and logistics



供货情况及交付

NYRA02	76,638 平方米	计划
NYRA01	37,563 平方米	计划



重点园区数据

CTPark Nýřany



太阳能



ADJACENT D5



3 KM TO THE
CARGO AND 2,5
KM TO THE
PASSENGER
STATION



WATER
RECYCLING
SYSTEMS



GAS STATION
NEXT TO THE
PARK

现已上市

0 平方米

发展机遇

114,201 平方米

建筑面积

0 平方米

总面积

11.42 公顷

ctp

ctPark NETWORK

WHERE YOU NEED TO BE

10 countries

TRACK RECORD OF SUCCESS

13.8 mil. sqm
GLA

SPACE FOR YOU TO GROW

25.7 million sqm
landbank

SPACE FOR YOU TO GROW

~1,500 clients

KEY

- CTParks >100,000 sqm GLA
- CTP locations <100,000 sqm GLA
- Mixed-use Parks
- Planned

MARKETS

- Core markets
- Growth markets
- Western European markets



雅娜-海因-施米德伯斯卡
西波西亚地区业务开发人员

+420 720 047 872
jana.schmedberska@ctp.eu

联系我