

CTPark Nýřany

ctp

ЦЗ

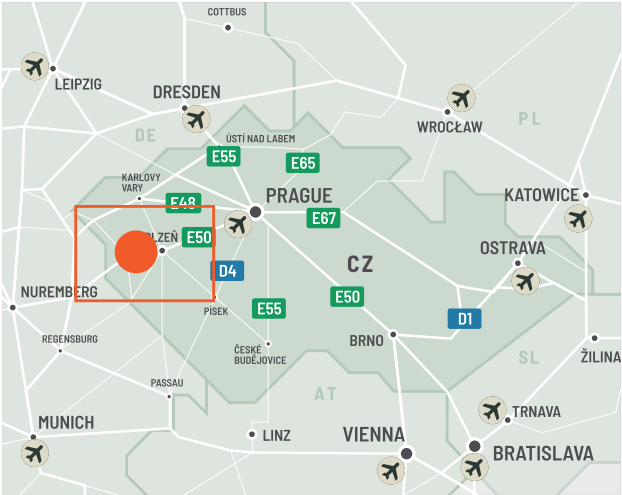

Strong automotive and industrial cluster

The Nýřany region forms one of West Bohemia’s most dynamic industrial zones, shaped by a strong presence of automotive, engineering, logistics, and advanced manufacturing companies. The area benefits from a long-standing industrial tradition and a deep pool of skilled workers coming from Plzeň and surrounding towns. Technical secondary schools and the University of West Bohemia further reinforce the region’s talent pipeline, providing graduates with expertise in mechanical engineering, electrical engineering, IT, and production technologies. Thanks to this combination of industrial heritage, modern specialization, and workforce stability, businesses in Nýřany can rely on a highly capable and dependable labour market.

- ▶ On the highway D5 (exit 93) connecting Prague and Rozvadov
- ▶ Only 13 minutes from Plzeň and 40 minutes to German borders
- ▶ Nýřany Cargo train terminal in close vicinity

ВЕЛИКИ ГРАДОВИ

Пилсен	12 км	13 min
Праг	110 км	60 min
Регенсбург	155 км	90 мин
Нурнберг	188 км	120 min
Минхен	264 км	165 min



Стратешка локација и повезаност

CTPark Nýřany is strategically located along the D5 highway, just 12 km west of Plzeň and 56 km from the German border. This prime position ensures excellent transport connections for cross-border logistics, light manufacturing, and automotive supply chain operations, offering direct access to Germany and Prague. The Plzeň Region's strong industrial base, combined with efficient motorway links and proximity to major hubs such as Regensburg, Nuremberg, and Munich, makes Nýřany an ideal location for companies seeking to grow within Central Europe's highly developed industrial corridor.

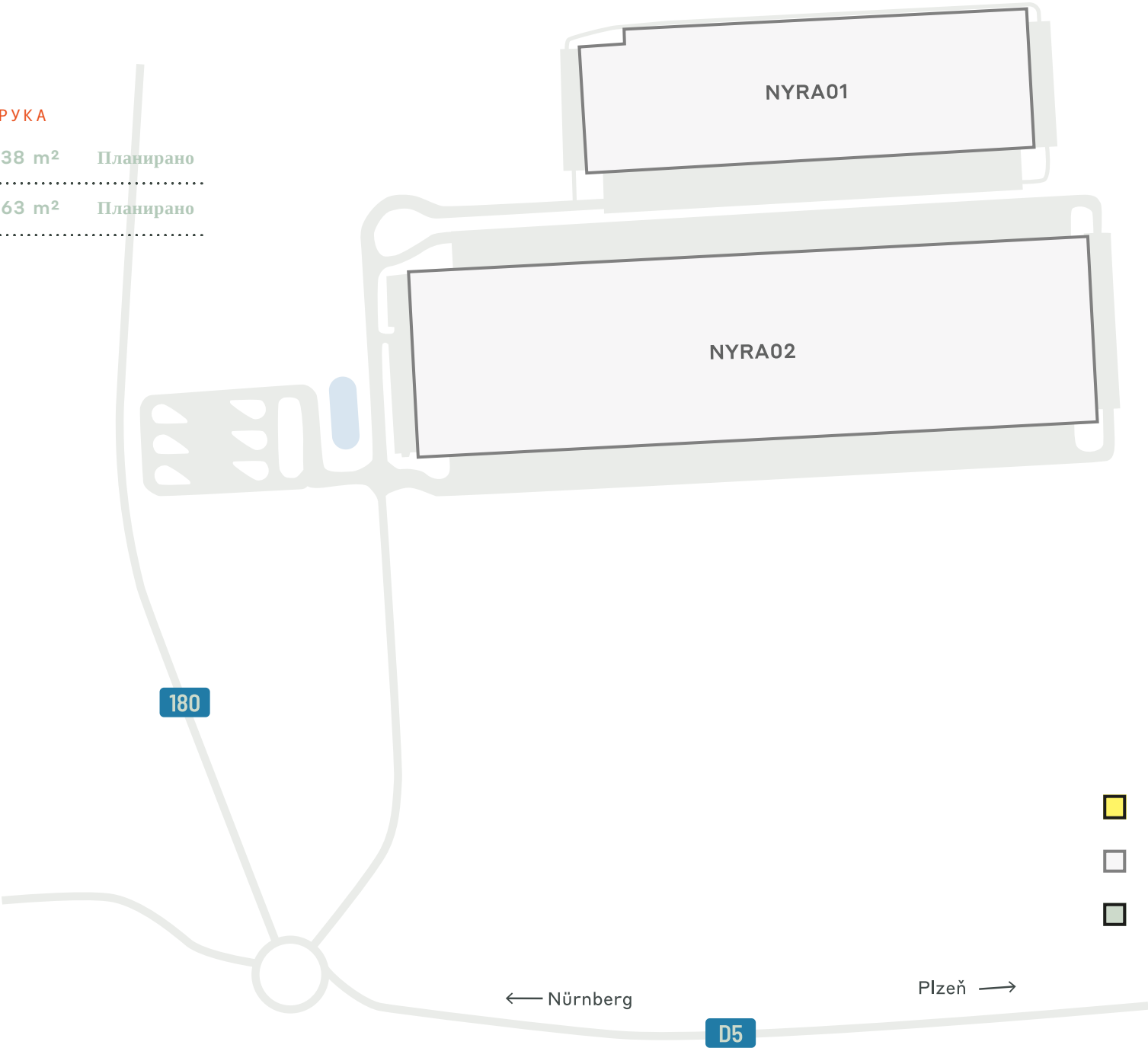
ПАРК ФЕАТУРЕС

- ▶ On the highway D5 (exit 93) connecting Prague and Rozvadov
- ▶ Флексибилност проширења прилагођена потребама клијента
- ▶ Модерни објекти за производњу и логистику



ДОСТУПНОСТ И ИСПОРУКА

NYRA02	76.638 m ²	Планирано
NYRA01	37.563 m ²	Планирано



- Уграђено доступно
- Планирано
- Изграђено заузето

КЉУЧНИ ПОДАЦИ О ПАРКУ

CTPark Nýřany



СОЛАРНО
СПРЕМАН



ADJACENT D5



3 KM TO THE
CARGO AND 2,5
KM TO THE
PASSENGER
STATION



СИСТЕМИ
ЗА
РЕЦИКЛАЖУ
ВОДЕ



GAS STATION
NEXT TO THE
PARK

ДОСТУПНО ОДМАХ

0 m²

МОГУЋНОСТ РАЗВОЈА

114.201 m²

ИЗГРАЂЕНО ПОДРУЧЈЕ

0 m²

УКУПНА ПОВРШИНА

11,42 ха

ctp

ctPark NETWORK

WHERE YOU NEED TO BE

10 countries

TRACK RECORD OF SUCCESS

**13.8 mil. sqm
GLA**

SPACE FOR YOU TO GROW

**25.7 million sqm
landbank**




SPACE FOR YOU TO GROW

~1,500 clients

KEY

-  CTParks >100,000 sqm GLA
-  CTP locations <100,000 sqm GLA
-  Mixed-use Parks
-  Planned

MARKETS

-  Core markets
-  Growth markets
-  Western European markets



Јана Хаин-Сцхмиедберска
Пословни развојни програмер,
Западнобохемијски крај

+420 720 047 872
jana.schmiedbergska@ctp.eu

КОНТАКТИРАЈ МЕ