

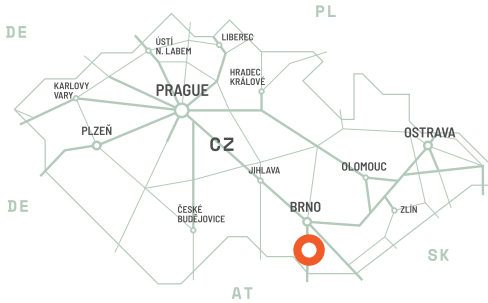
ctp



CZ


CTPark Modřice

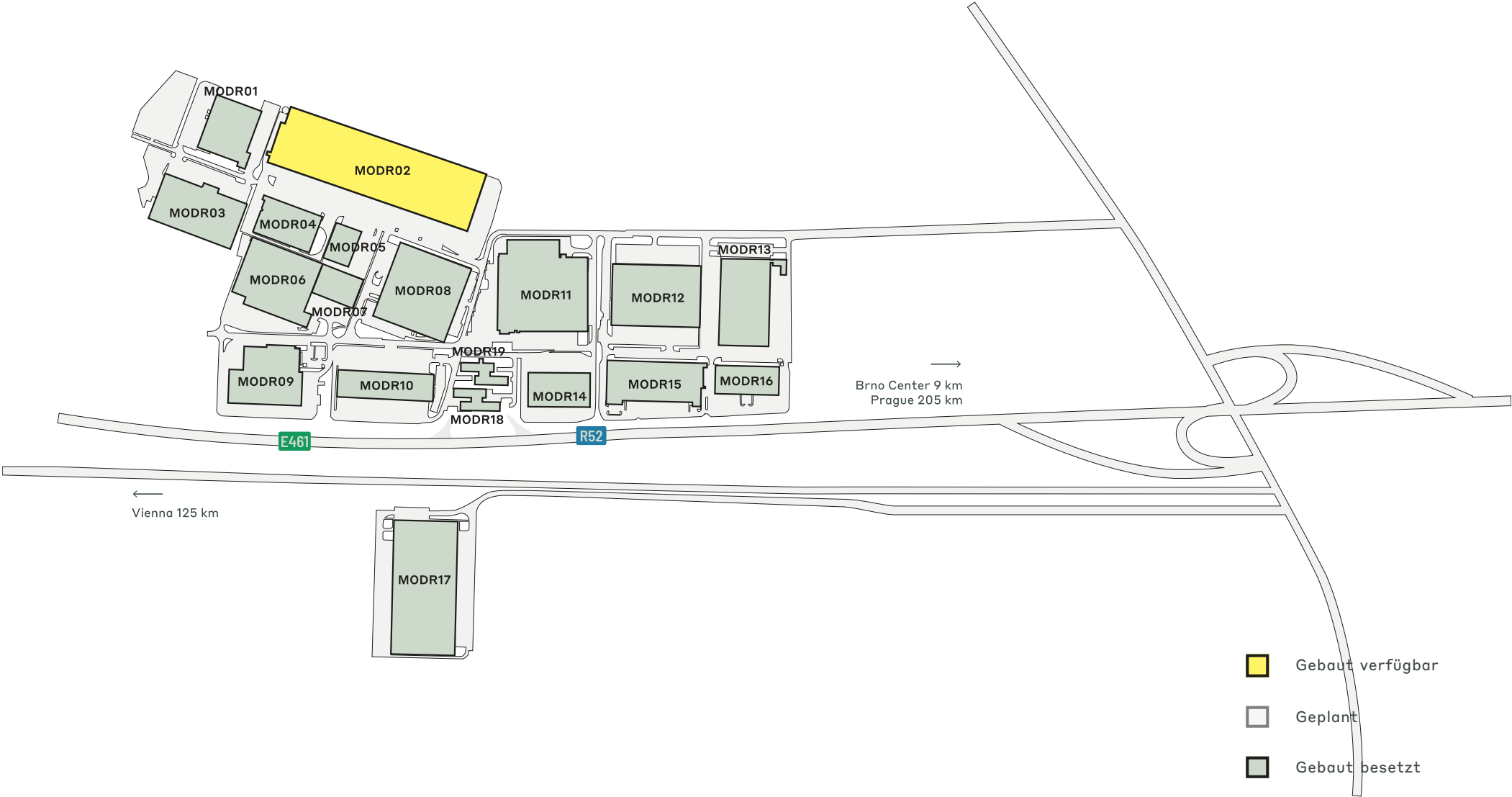
REGIONALE VORTEILE
.....



PARKMERKMALE

- ▶ 5 km südlich des Autobahnkreuzes Brno / D1
- ▶ 13 Universitäten in der Stadt/Region
- ▶ Verfügbare Fachkräfte
- ▶ Niedrigere Betriebskosten





WICHTIGE DATEN ZUM PARK
.....

CTPark Modřice

JETZT VERFÜGBAR

16.892 m²

GELEGENHEIT ZUR ENTWICKLUNG

0 m²

BEBaute FLÄCHE

167.858 m²

GESAMTFLÄCHE

46,67 Ha



ctp

ctPark NETWORK

WHERE YOU NEED TO BE

10 countries

TRACK RECORD OF SUCCESS

13.8 mil. sqm
GLA

SPACE FOR YOU TO GROW

25.7 million sqm
landbank

SPACE FOR YOU TO GROW

~1,500 clients

KEY

- CTParks
>100,000 sqm GLA
- CTP locations
<100,000 sqm GLA
- Mixed-use Parks
- Planned

MARKETS

- Core markets
- Growth markets
- Western European markets



Pavel Blažek

Senior Business Developer,
Region Brunn und Südmähren

+420 735 762 042
pavel.blazek@ctp.eu

KONTAKTIERE MICH