

CTPark Löhne



ctp

DE

Historical significance meets modern connectivity

Löhne is located within the city triangle of Hanover, Osnabrück, and Bielefeld, in the northern region of North Rhine-Westphalia. The town, with approximately 40,000 residents in the Herford district, thrives on the furniture and kitchen industries and was officially designated a city in 1969. Once a critical railway junction in Germany, Löhne still boasts a comprehensive transportation network. The offered building includes a separate rail connection that leads directly into the hall, ensuring seamless logistics capabilities.

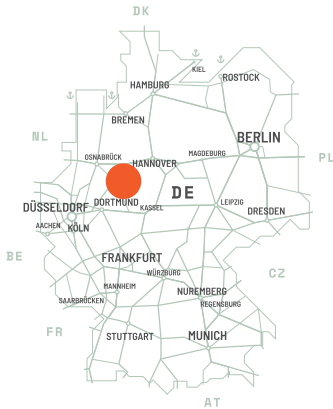
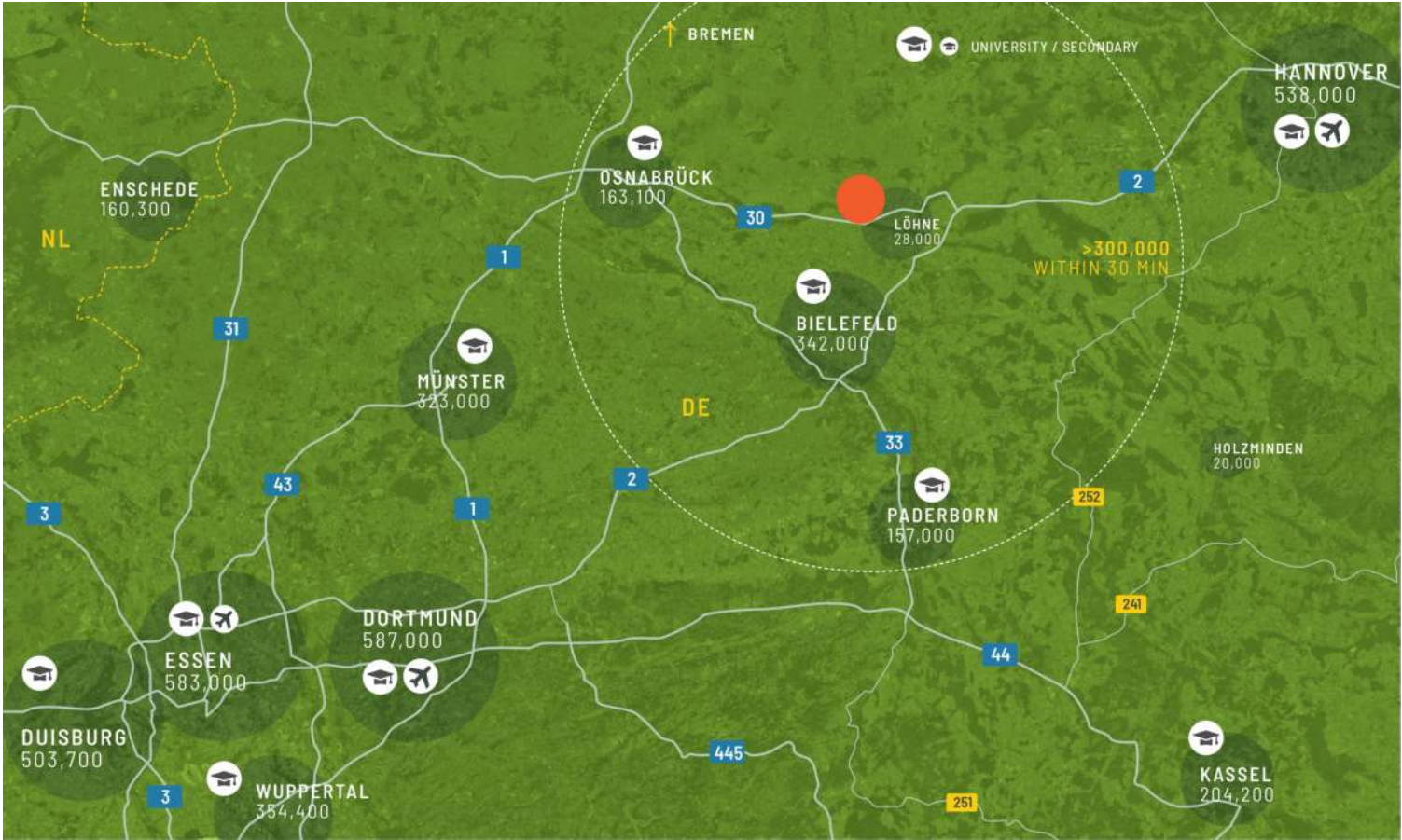
 HANNOVER 94 KM

 HIDDENHAUSEN 5 KM

 INDUSTRIEGEBIET
FALSCHDE 0,6 KM

 HERFORD 7 KM

GRANDI CITTÀ		
Hannover	95 km	1,5 ore
Osnabrück	52 km	45 minuti
Bielefeld	25 km	40 minuti



Strategic location for logistics and warehousing

The CTP property in Löhne is located in a well-established industrial area in the Falscheide district. Its proximity to the A30 motorway ensures excellent access to the highway network, including connections to the A2. The building is currently used by Hermes/Otto for storage and logistics purposes. The area is surrounded by prominent companies such as Rudolph Logistik, Speed Factory, Schröder Logistik, Westfälischer Stahl, and Refresco. With a plot size of approximately 67,442 m², the site offers optimal access and maneuverability for trucks.

CARATTERISTICHE DEL PARCO

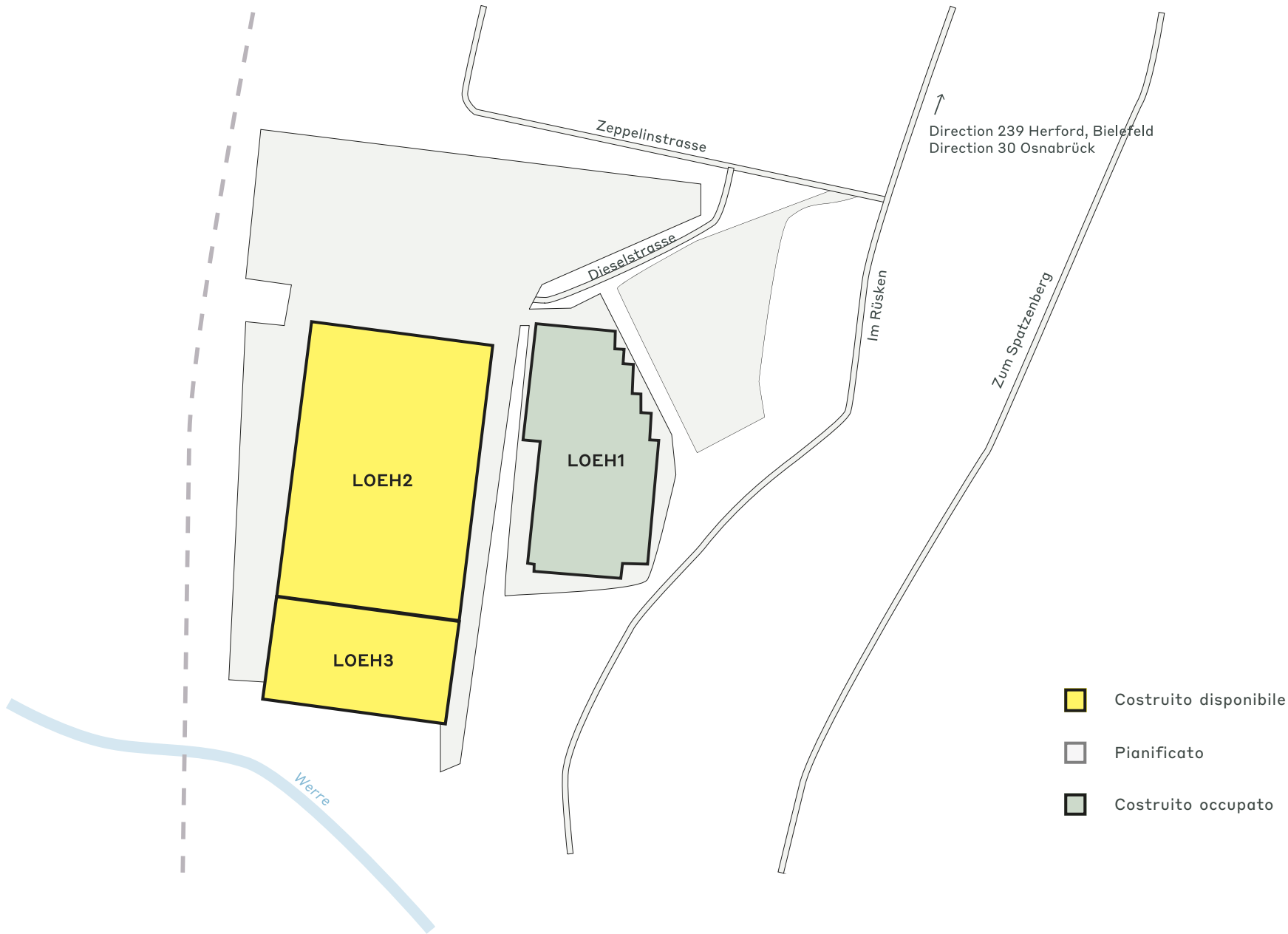
- ▶ Large site with multiple truck docks
- ▶ Integrated rail connection
- ▶ Sprinkler system
- ▶ Excellent transportation access



Versatile logistics facility with
rail access

DISPONIBILITÀ E CONSEGNA

LOEH2	26.741 m²	Costruito
LOEH3	7.911 m²	Costruito



DATI CHIAVE DEL PARCO

CTPark Löhne

DISPONIBILI ORA

34.652 m²

OPPORTUNITÀ DI SVILUPPO

0 m²

AREA EDIFICATA

47.660 m²

SUPERFICIE TOTALE

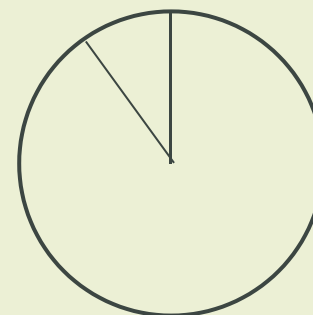
6,74 ha



INDUSTRIE NEL PARCO

90% Servizi

10% Commercio
All'ingrosso



ctp

ctPark NETWORK

WHERE YOU NEED TO BE

10 countries

TRACK RECORD OF SUCCESS

13.8 mil. sqm
GLA

SPACE FOR YOU TO GROW

25.7 million sqm
landbank

SPACE FOR YOU TO GROW

~1,500 clients

ctp

Sandra Kraus

Business Development Director,
Germany

+49 170 6178584
sandra.kraus@ctp.eu



KEY

- CTParks
>100,000 sqm GLA
- CTP locations
<100,000 sqm GLA
- Mixed-use Parks
- Planned

MARKETS

- Core markets
- Growth markets
- Western European
markets