



CTPark Liberec

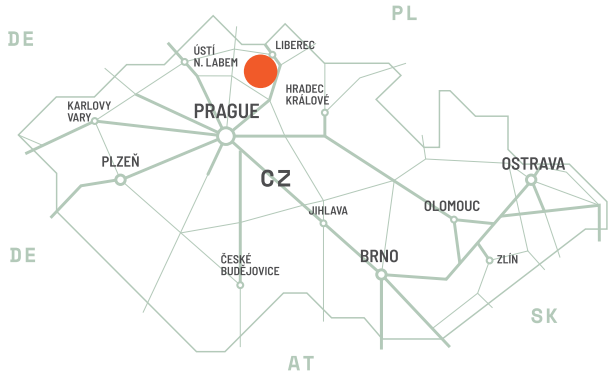
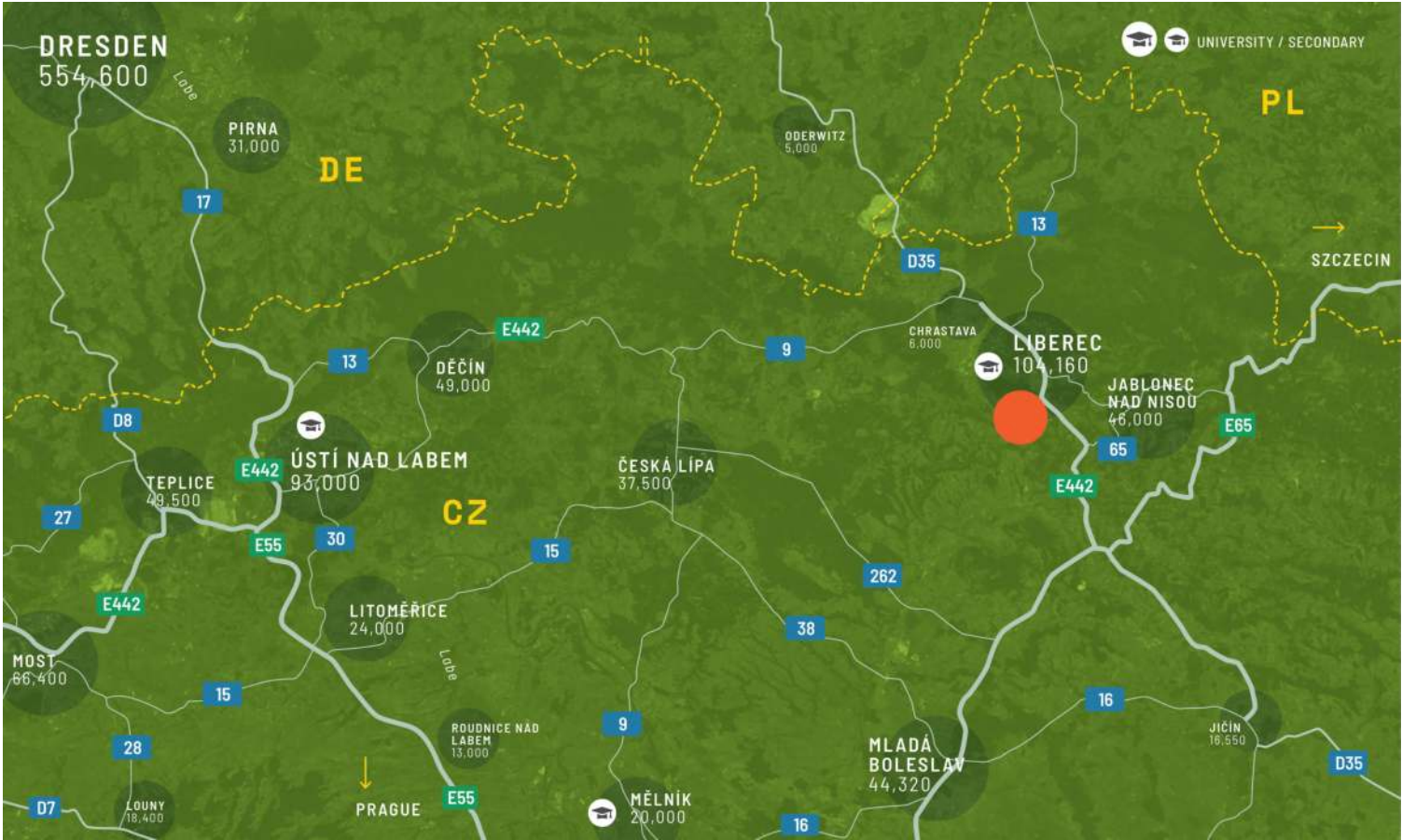


ctp

CZ



BENEFICI DELLA REGIONE  
.....

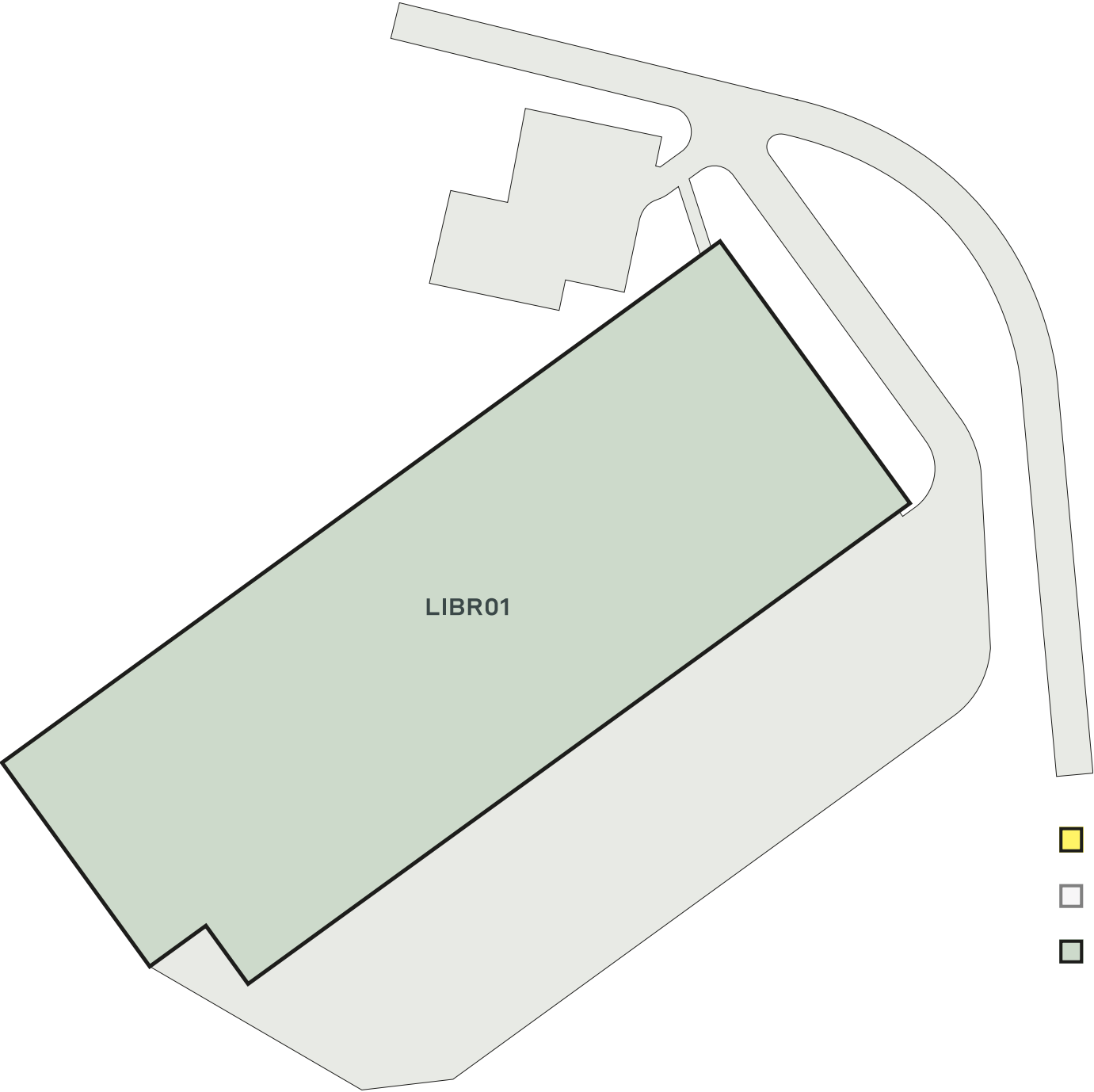







CARATTERISTICHE DEL PARCO

- ▶ Near German/Polish borders
- ▶ 100,000 people in Liberec
- ▶ Long manufacturing tradition
- ▶ Lower costs vs. Germany





-  Costruito disponibile
-  Pianificato
-  Costruito occupato



DATI CHIAVE DEL PARCO

# CTPark Liberec

DISPONIBILI ORA

0 m<sup>2</sup>

OPPORTUNITÀ DI SVILUPPO

0 m<sup>2</sup>

AREA EDIFICATA

8.097 m<sup>2</sup>

SUPERFICIE TOTALE

2,27 ha



ctp

# ctPark NETWORK

WHERE YOU NEED TO BE

10 countries

TRACK RECORD OF SUCCESS

13.8 mil. sqm  
GLA

SPACE FOR YOU TO GROW

25.7 million sqm  
landbank

SPACE FOR YOU TO GROW

~1,500 clients

## KEY

- CTParks  
>100,000 sqm GLA
- CTP locations  
<100,000 sqm GLA
- Mixed-use Parks
- Planned

## MARKETS

- Core markets
- Growth markets
- Western European markets



**Michal Přib**

Senior Business Developer,  
Central and North Bohemia  
Region

+420 778 734 734  
michal.prib@ctp.eu

CONTATTAMI