



PL

CTPark Legnica


REGIONALE VORTEILE

.....


Superior location of strategic significance for cross-border business.

Strategic Central-European Position: park is located on the road that leads from Wrocław to the German border, short transit times to major European markets. Legnica benefits from excellent road and rail links, including proximity to the A4 highway and the S3 expressway corridor, enabling efficient north-south and east-west logistics routing.


- ▶ Access to an extensive network of highways.
- ▶ Die strategische Lage garantiert effiziente Logistik- und Vertriebskanäle
- ▶ Top location for cross-border business.




WROCLAW 75KM - 52 MIN



HIGHWAY A4 3 KM - 5 MIN



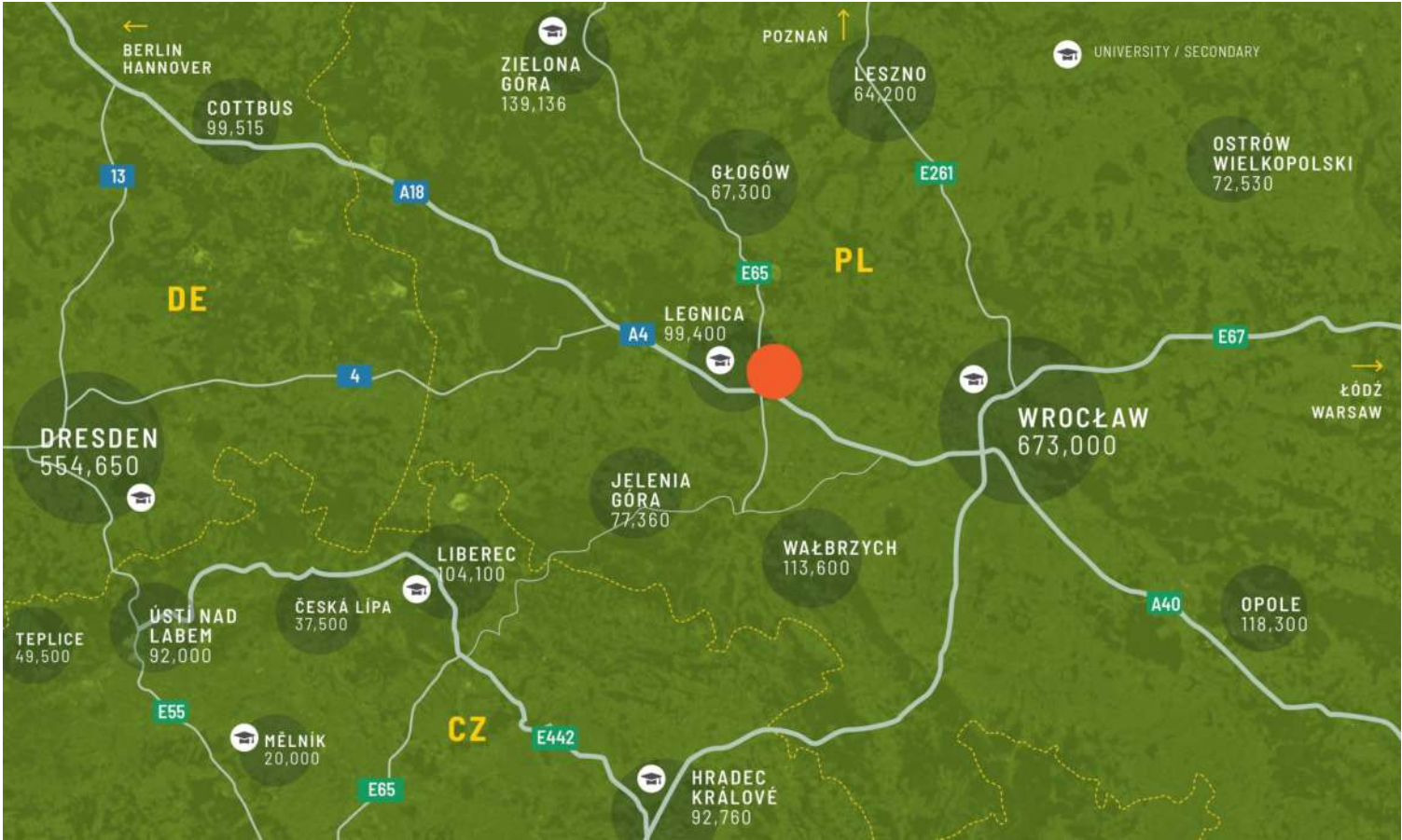
LEGNICA CITY CENTER 6 KM - 13 MIN



GERMAN BORDER 98 KM - 1H 10 MIN

GROSSSTÄDTE

Breslau	75	1h 10 min
Drezno	202	2h 20 min
Praga	245	3h 15 min
Częstochowa	250	3h 20 min
Kattowitz	256	2h 30 min



Flexible and modern facilities ready to accommodate your needs.

The investment covers almost 150,000 m² and comprises five production and warehouse buildings. These will include ctSpace-type buildings: ideal for large Tenants requiring extensive warehouse and production space, as well as ctFlex units, small business unit formats designed primarily for growing companies and medium-scale operations. These facilities are perfect for businesses seeking to relocate to more modern premises or for those ready to begin their business journey in a top-class building equipped with the most modern infrastructure.

PARKMERKMALE

- ▶ One of the most dynamic industrial regions of western Poland.
- ▶ Very good access to a qualified workforce.
- ▶ 450,000 people within a 50 km radius.
- ▶ Fast connections to Germany and the Czech Republic.



Innovativer Produktionspark



VERFÜGBARKEIT UND LIEFERUNG

LEGN05	69.883 m ²	Geplant
LEGN04	26.331 m ²	Geplant
LEGN03	24.574 m ²	Geplant
LEGN02	20.646 m ²	Geplant
LEGN01	8.299 m ²	Im Bau

WICHTIGE DATEN ZUM PARK

CTPark Legnica



BEREIT FÜR
SOLARENERGIE



NAHE STADT



AUTOBAHN



NAHE GRENZE

JETZT VERFÜGBAR

0 m²

GELEGENHEIT ZUR ENTWICKLUNG

149.733 m²

BEBaute FLÄCHE

0 m²

GESAMTFLÄCHE

15,23 Ha



ctp

ctPark NETWORK

WHERE YOU NEED TO BE

10 countries

TRACK RECORD OF SUCCESS

13.8 mil. sqm
GLA

SPACE FOR YOU TO GROW

25.7 million sqm
landbank

SPACE FOR YOU TO GROW

~1,500 clients

KEY

- CTParks
>100,000 sqm GLA
- CTP locations
<100,000 sqm GLA
- Mixed-use Parks
- Planned

MARKETS

- Core markets
- Growth markets
- Western European
markets



Piotr Merta
Business Developer, Silesia-
West Region

+48 532 566 710
piotr.merta@ctp.eu

KONTAKTIERE MICH