

CZ

CTPark Hrušky



REGIONALE VORTEILE

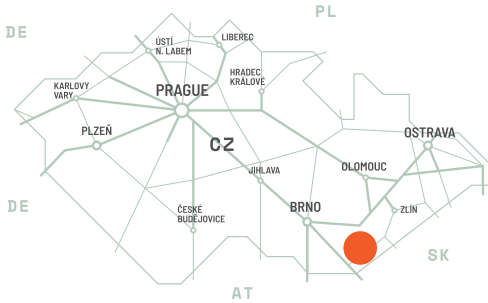
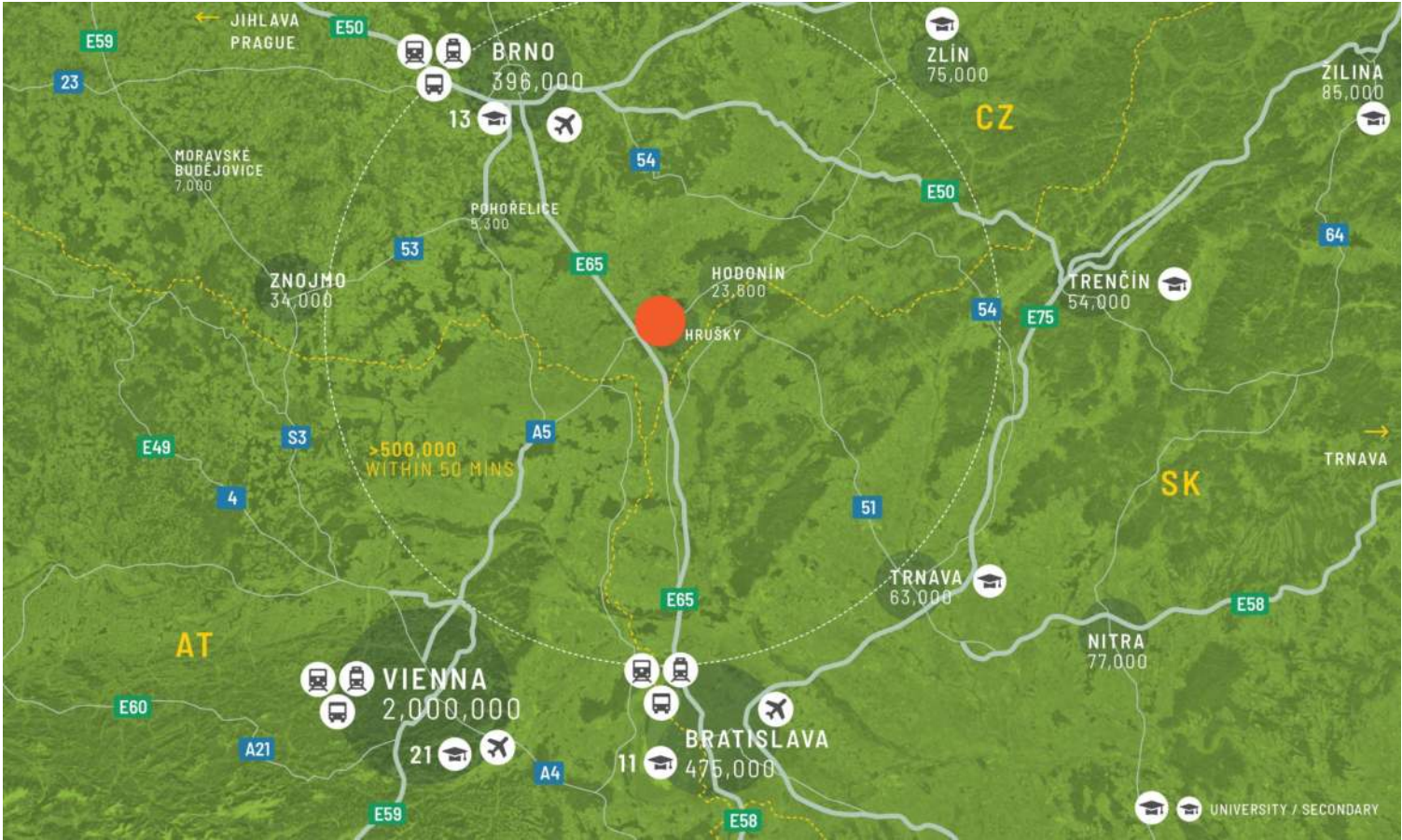
Industrial tradition and skilled workforce

CTPark Hrušky is strategically placed within South Moravia, a region recognized for its robust history in manufacturing, engineering, and logistics. Companies operating here benefit from a rich talent pool and experienced labor force, supported by key educational institutions in nearby Brno. The park's prime location facilitates efficient commuting for employees residing in Břeclav, Mikulov, Hodonín, and other regional centers.

- ▶ Easy access to the D2 motorway (Brno–Bratislava).
- ▶ Qualified workforce available from key towns along the D2 corridor.
- ▶ Rapid regional connectivity: 30 min from Brno, 20 min from Austria, 10 min from Slovakia.

GROSSSTÄDTE

Břeclav	8 km	10 Minuten
Mikulov	30 km	28 min
Brünn	50 km	30 Minuten
Bratislava	75 km	45 Minuten
Wien	83 km	62 min
Znojmo	85 km	65 Minuten





## Excellent Location: Direct Motorway Access and International Gateway

CTPark Hrušky boasts an excellent location, situated directly on the D2 highway, which forms an essential artery for European trade connecting the Czech Republic, Slovakia, and Hungary. This exceptional positioning ensures superior access to both domestic and key Central European markets. The immediate proximity to the Austrian and Slovak frontiers provides unmatched advantages for international logistics and export-focused production.

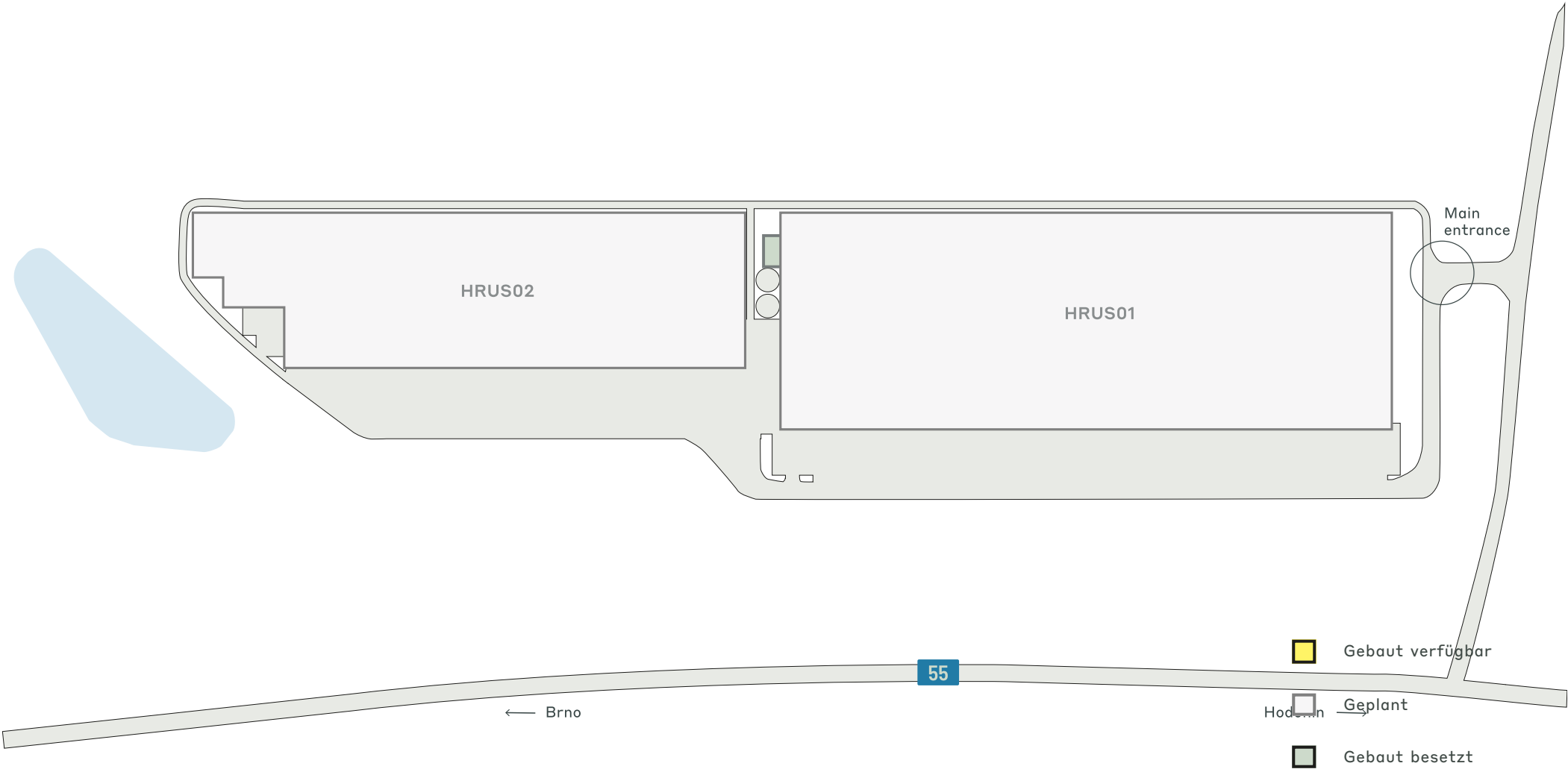
### PARKMERKMALE

- ▶ Development includes two units: 12,208 sqm and 20,459 sqm
- ▶ Qualified workforce readily available
- ▶ Expansion flexibility tailored to client needs
- ▶ Modern facilities for production and logistics



VERFÜGBARKEIT UND LIEFERUNG

HRUS01	20.459 m <sup>2</sup>	Geplant
HRUS02	12.208 m <sup>2</sup>	Geplant



WICHTIGE DATEN ZUM PARK  
.....

# CTPark Hrušky



SOLARFÄHIG



D2 NEARBY



WATER  
RECYCLING  
SYSTEMS



ADJACENT GAS  
STATION

JETZT VERFÜGBAR

0 m<sup>2</sup>

GELEGENHEIT ZUR ENTWICKLUNG

32.667 m<sup>2</sup>

BEBAUTE FLÄCHE

0 m<sup>2</sup>

GESAMTFLÄCHE

3,27 Ha

ctp

# ctPark NETWORK

WHERE YOU NEED TO BE

10 countries

TRACK RECORD OF SUCCESS

13.8 mil. sqm  
GLA

SPACE FOR YOU TO GROW

25.7 million sqm  
landbank

SPACE FOR YOU TO GROW

~1,500 clients

ctp

**Pavel Blažek**

Senior Business Developer,  
Region Brunn und Südmähren

+420 735 762 042  
pavel.blazek@ctp.eu



## KEY

- CTParks  
>100,000 sqm GLA
- CTP locations  
<100,000 sqm GLA
- Mixed-use Parks
- Planned

## MARKETS

- Core markets
- Growth markets
- Western European  
markets

KONTAKTIERE MICH