

CTPark Bucharest Chitila



R0

Unlocking Regional Advantages for Businesses

CTPark Bucharest Chitila offers significant regional benefits for businesses. Its strategic location near Bucharest provides easy access to a large consumer market and a skilled workforce. The park's excellent transport connectivity, including major road networks and an international airport nearby, ensures efficient movement of goods and materials. Moreover, government support, access to utilities, and proximity to local suppliers enhance operational efficiency. As part of the CTPark network, it fosters networking opportunities and collaboration with other businesses. CTPark's advantageous position creates favorable conditions for market expansion and increased competitiveness within Romania and beyond.



A0 RING ROAD
20KM



BUCHAREST CITY
CENTER 40 MIN



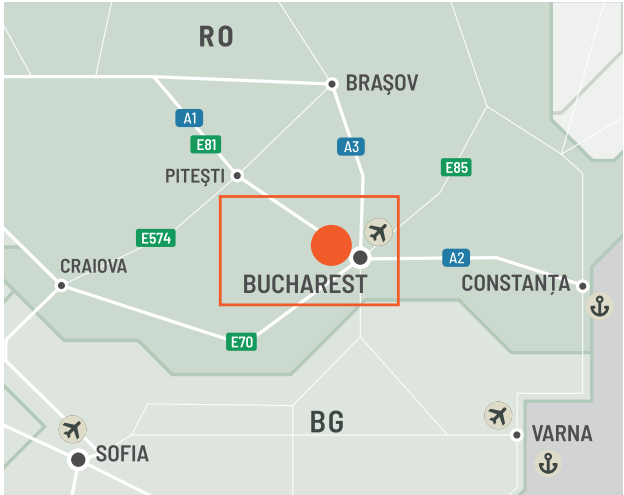
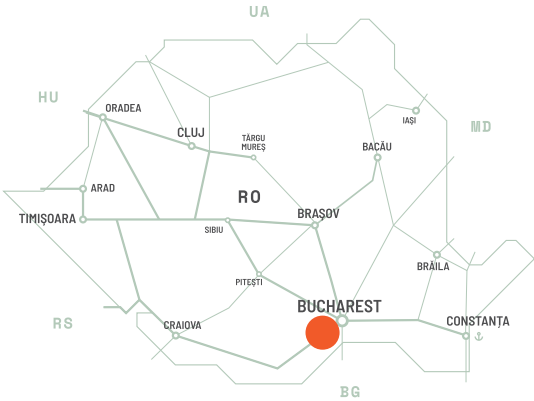
BUCHAREST 15 KM



350 M

GRANDI CITTÀ

Bucharest City Centre	16 km
Bucharest International Airport	16 km
Pitești	115 km
Sofia	361 km
Budapest	932 km



Prime Location and Excellent Infrastructure for Industrial Success

CTPark Bucharest Chitila is strategically positioned on the belt ring road in the north-west of Bucharest. The industrial park enjoys exceptional connectivity, being only 7 km away from the A1 highway and 12 km from the national road DN1. Additionally, it is conveniently situated just 16 km from Henry Coanda International Airport and within proximity to CTPark Bucharest and CTPark Bucharest West, two properties already owned by CTP near Bucharest.

CARATTERISTICHE DEL PARCO

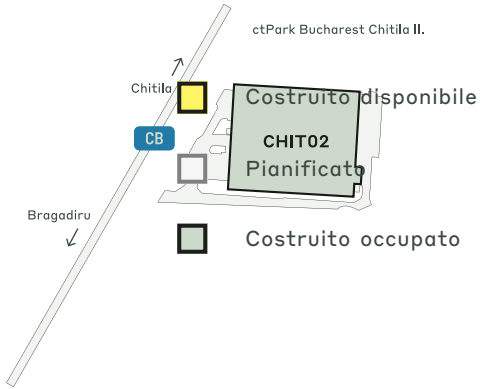
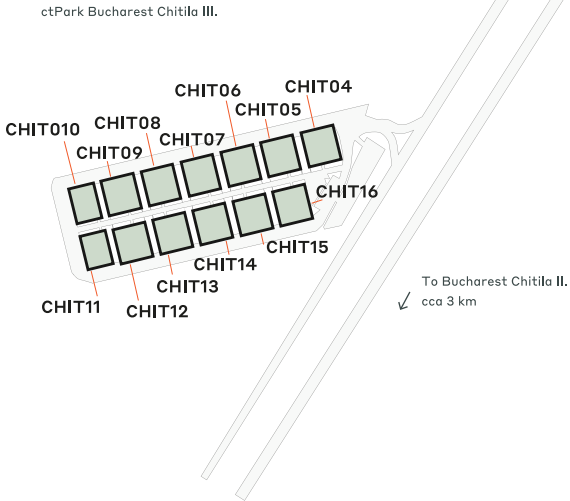
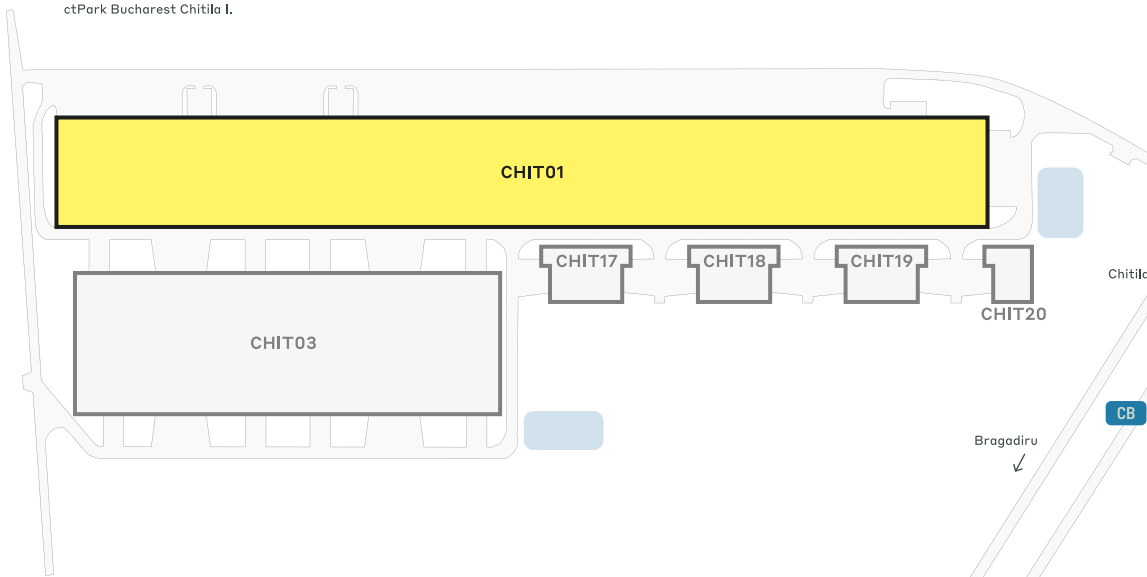
- Good infrastructure: located on the Bucharest ring road and close to A1 Highway
- Shuttle bus service on site
- Expansion opportunities on site
- Close to the Northern part of Bucharest, that has a very high demand for new warehouses



Strategically Designed
Industrial Excellence

DISPONIBILITÀ E CONSEGNA

CHIT03	28.500 m ²	Pianificato
CHIT01	4.343 m ²	Costruito
CHIT17	2.018 m ²	Pianificato
CHIT18	2.018 m ²	Pianificato
CHIT19	2.018 m ²	Pianificato
CHIT20	1.009 m ²	Pianificato



DATI CHIAVE DEL PARCO

CTPark Bucharest Chitila



ARCHITETTURA
DEL PAESAGGIO



RICICLO
DELL'ACQUA



RICARICA
ELETTRICA



1 KM

DISPONIBILI ORA

4.343 m²

OPPORTUNITÀ DI SVILUPPO

35.563 m²

AREA EDIFICATA

67.038 m²

SUPERFICIE TOTALE

20,54 ha

INVESTITORI DEL PARCO E NELLE
VICINANZE

Euroest

RTC

MSL

Europharm

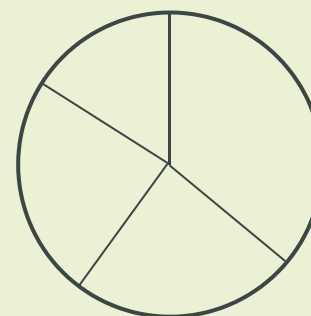
INDUSTRIE NEL PARCO

36% Commercio All'ingrosso

24% 3PL

24% Altro

16% Produzione



ctp

ctPark NETWORK

WHERE YOU NEED TO BE

10 countries

TRACK RECORD OF SUCCESS

13.8 mil. sqm
GLA

SPACE FOR YOU TO GROW

25.7 million sqm
landbank

SPACE FOR YOU TO GROW

~1,500 clients

KEY

- CTParks
>100,000 sqm GLA
- CTP locations
<100,000 sqm GLA
- Mixed-use Parks
- Planned

MARKETS

- Core markets
- Growth markets
- Western European markets



Nicoleta Gavrilă
Senior Business Developer,
Bucharest Region

+40 021 9149
nicoleta.gavrilă@ctp.eu

CONTATTAMI