



ctp

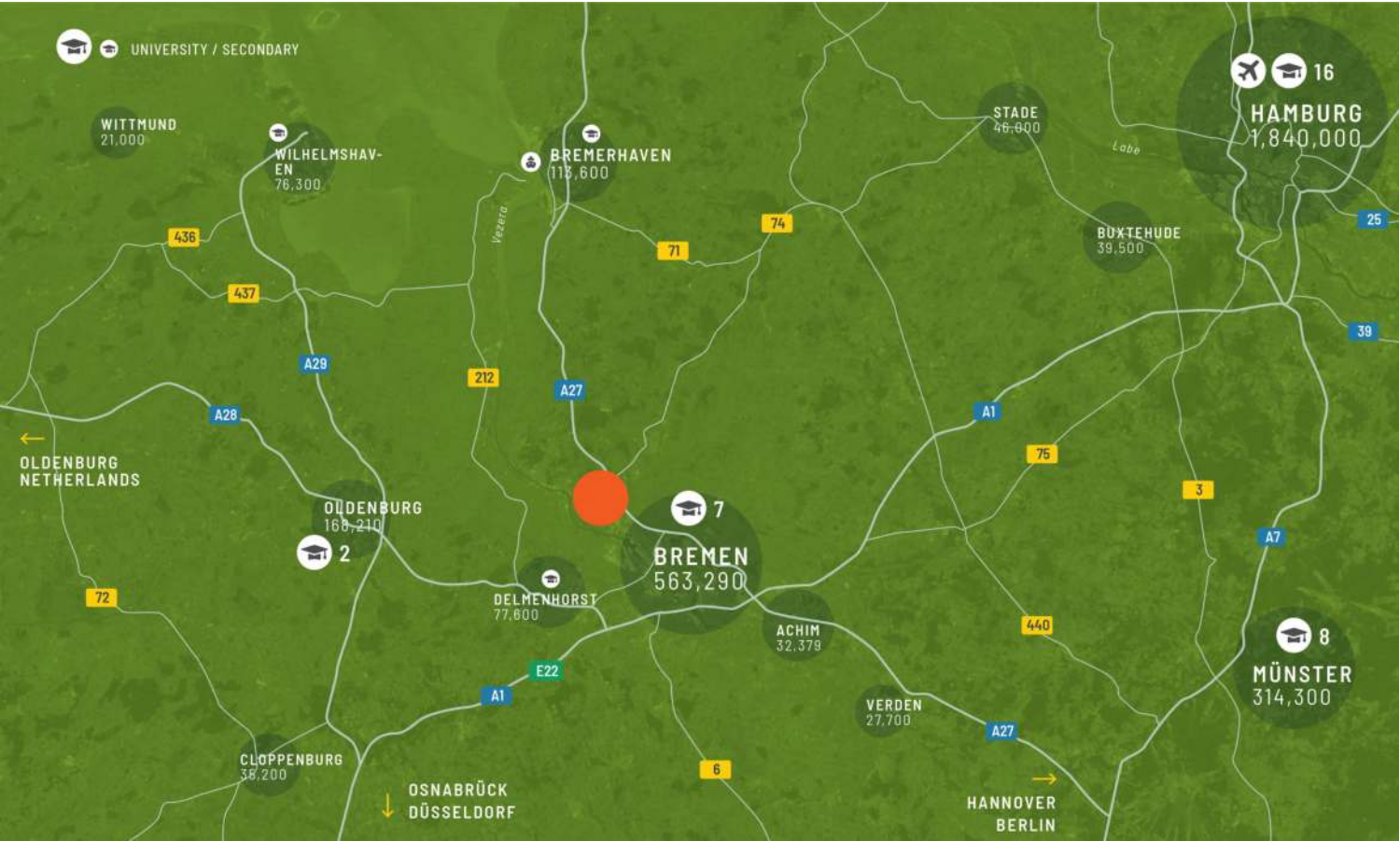


DE

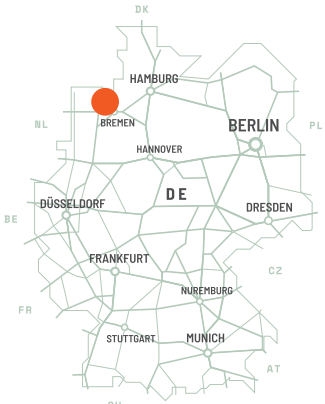
CTPark Bremen North

Key Logistics Hub with Global Connectivity

The Bremen region, including Bremen, Bremerhaven, and nearby cities like Wilhelmshaven, Oldenburg, and surrounding areas, benefits from deep-sea access to the North Sea and the Weser River, making it a key hub for international freight. This ideal location supports industries such as automotive and food processing for handling global goods flows. With major ports like Bremerhaven (containers and automobiles) and Wilhelmshaven (oil and containers), the region serves as a "global gateway" for imports. The JadeWeserPort offers tide-independent processing for deep-sea vessels. The region's competitive pricing, available land, and strong logistics sector, supported by local and political backing, have driven significant new development in recent years.



GRANDI CITTÀ		
Bremerhaven	52 km	42 mins
Oldenburg	65 km	65 mins

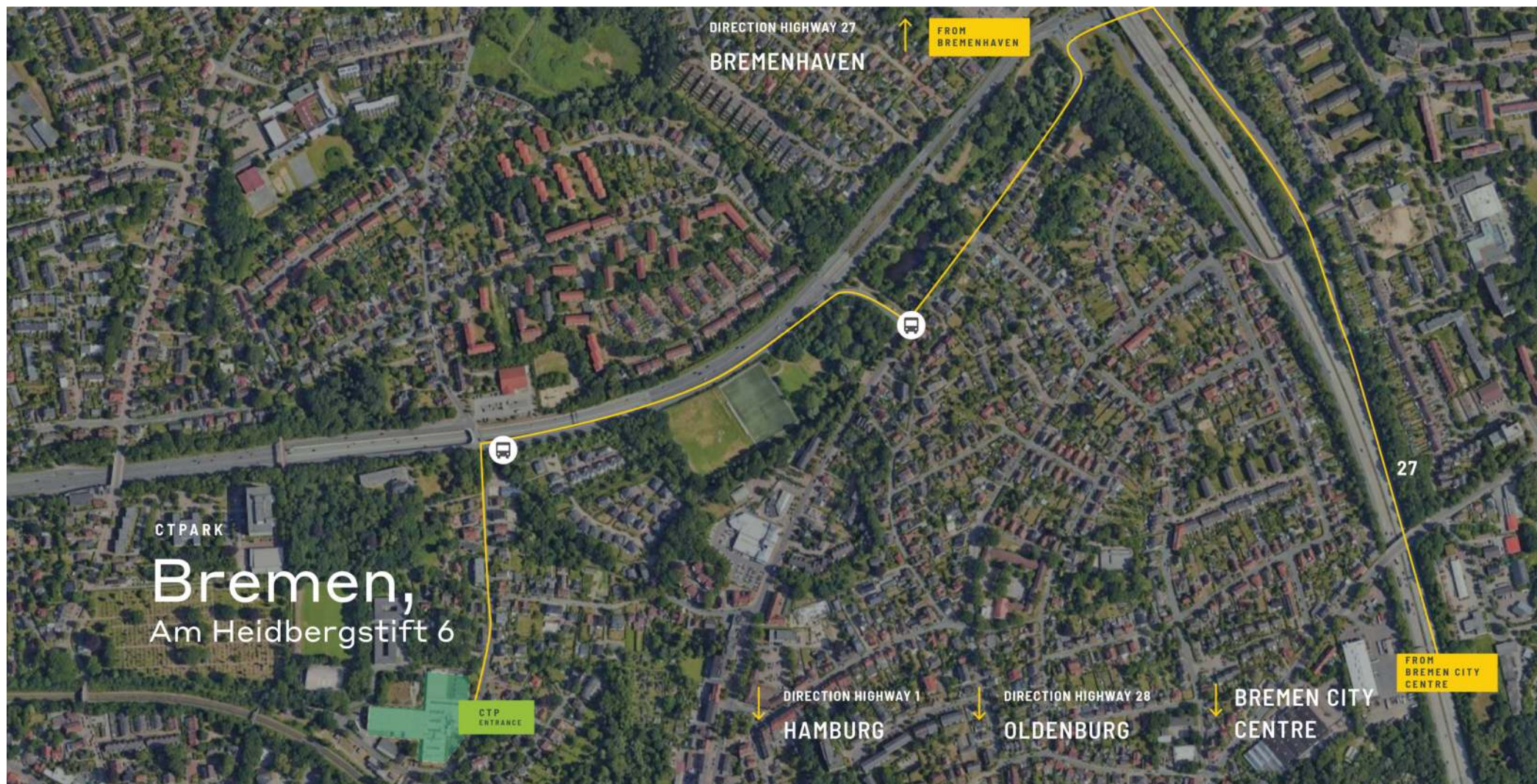


Strategic Logistics Hub with Multimodal Connectivity

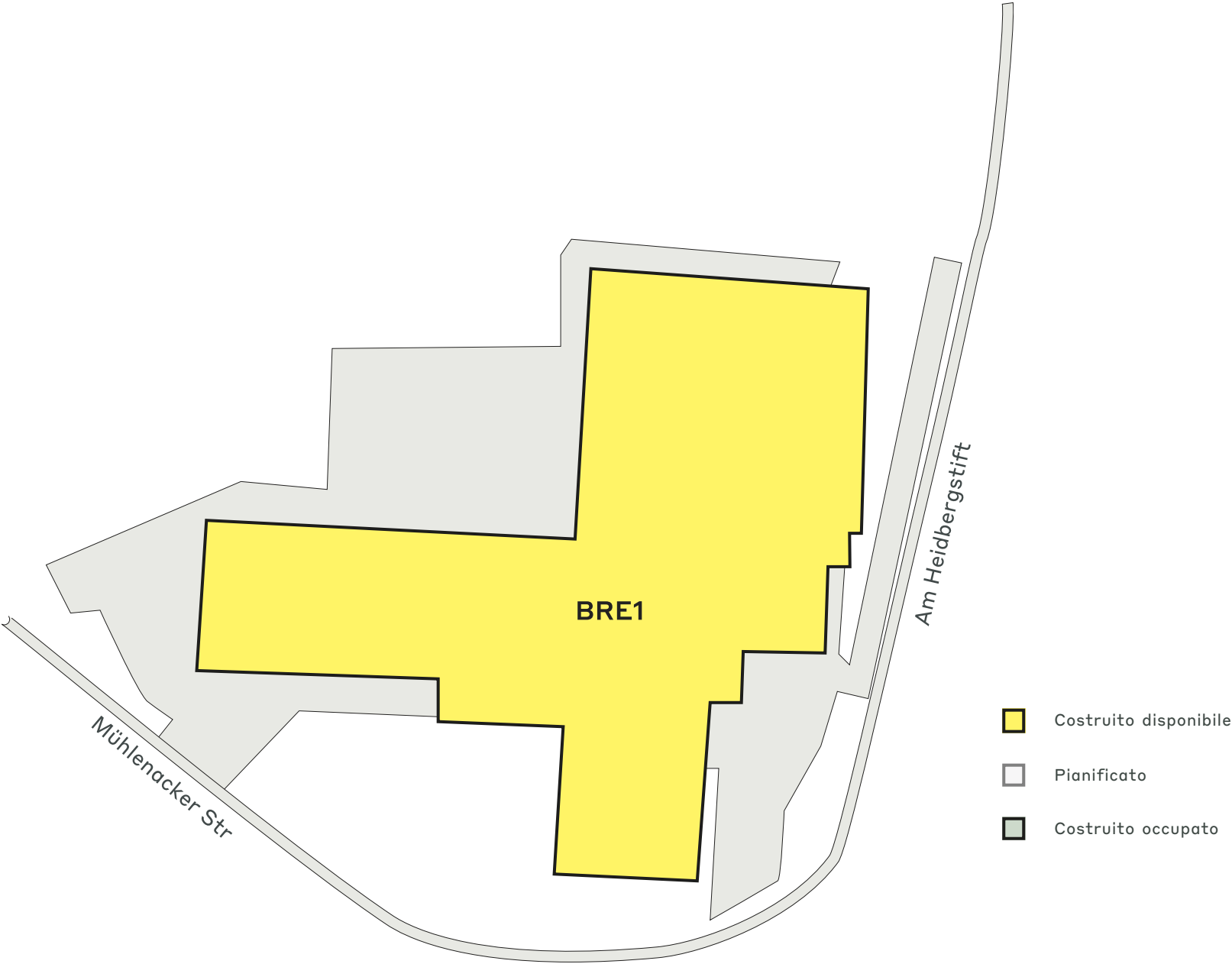
Bremen offers strong multimodal transshipment options, focusing on breakbulk, heavy cargo, and bulk goods. The GVZ Bremen is a key logistics hub, while Bremerhaven specializes in containers and automotive transshipment. JadeWeserPort handles deep-sea vessels. The region is well-connected by major highways, with an expanding A281 ring road. Bremen's airport plays a minor role in regional freight turnover.

CARATTERISTICHE DEL PARCO

- ▶ Good Connectivity
- ▶ Posizione centrale
- ▶ Flexible Spaces
- ▶ Industrial Environment



Central Location with Excellent
Connectivity



DATI CHIAVE DEL PARCO

CTPark Bremen North

DISPONIBILI ORA

10.200 m²

OPPORTUNITÀ DI SVILUPPO


0 m²

AREA EDIFICATA

10.200 m²

SUPERFICIE TOTALE

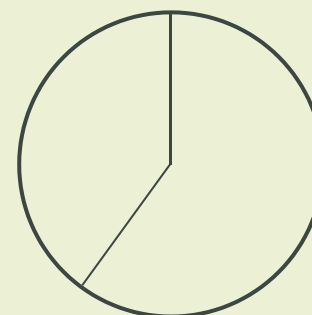
1,99 ha



INDUSTRIE NEL PARCO

60% 3PL

40% Servizi



ctp

ctPark NETWORK

WHERE YOU NEED TO BE

10 countries

TRACK RECORD OF SUCCESS

**13.8 mil. sqm
GLA**

SPACE FOR YOU TO GROW

**25.7 million sqm
landbank**

SPACE FOR YOU TO GROW

~1,500 clients

KEY

- CTParks
>100,000 sqm GLA
- CTP locations
<100,000 sqm GLA
- Mixed-use Parks
- Planned

MARKETS

- Core markets
- Growth markets
- Western European
markets



Salman Ashraf

Responsabile regionale del
leasing, Germania settentrionale

+49 1516 7361591
salman.ashraf@ctp.eu

CONTATTAMI