

10 COUNTRIES	9.5 mln sqm INVESTMENT ASSETS	€5.9 bln MARKET CAPITALISATION ¹
200+ LOCATIONS	20 mln sqm LAND BANK	10.6 bln GAV ²
1998 FOUNDED	1,000+ CLIENTS	40 mWp PLANNED PV ³

1. Market cap as of Friday 9 September 2022
 2. Including properties under development and PPE
 3. By end of 2022

LEGEND

-  Core Markets
-  Expansion Markets
-  W. European Markets
-  CTParks to develop
-  CTParks under development
-  New CTParks after IPO
-  Capital Cities





ctParks
CZECHIA

#1  55 

AA- S&P Rating

GLA 3.6 mil. m²

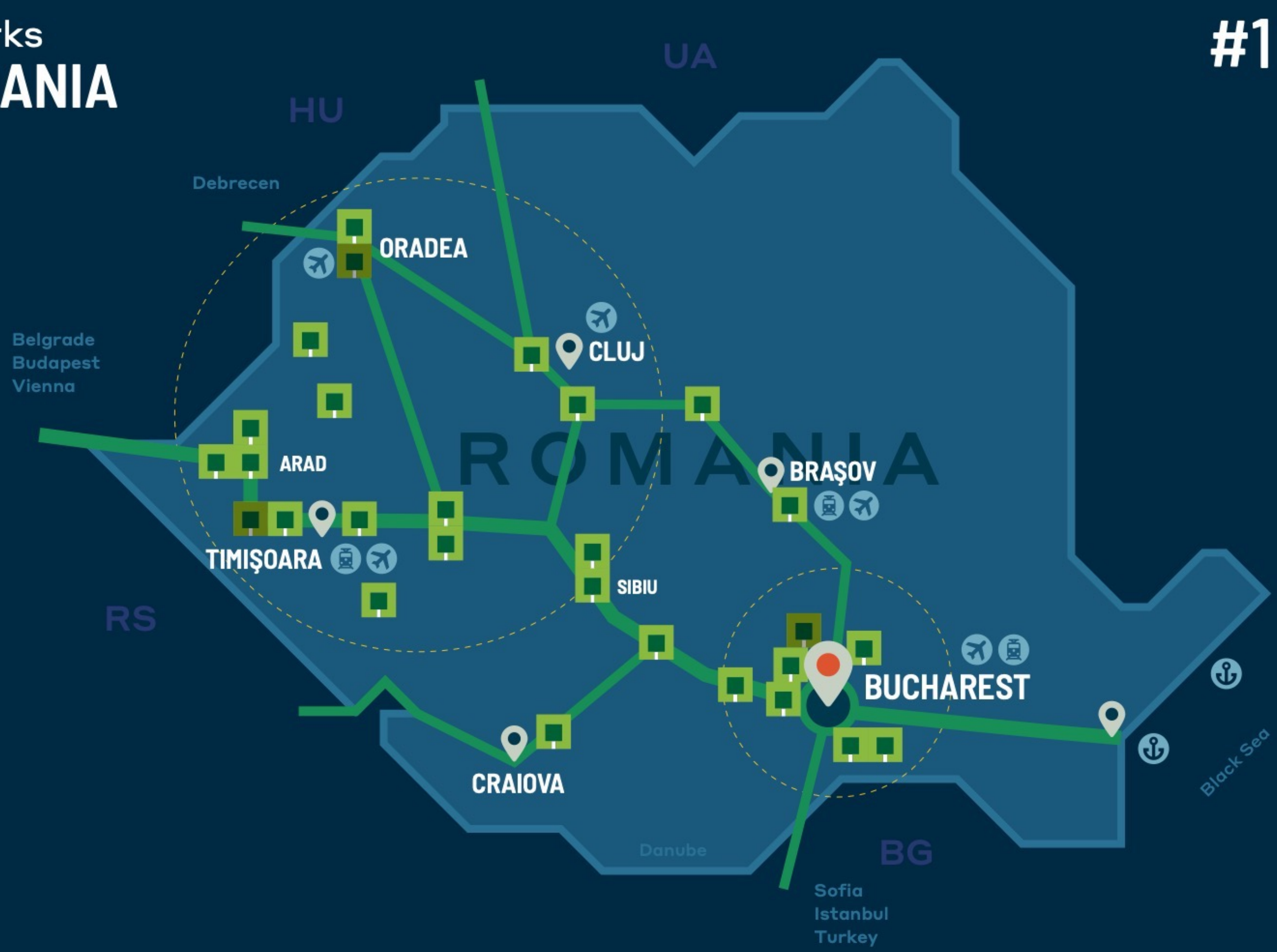
263 under devlop. '000 m² 6.2 land bank mil. sqm

27.7% mkt.share 38% portfolio

98% occupancy WAULT 7.1 years

90% retention 233 € million annualized rental income



#1  **25** 

BBB- S&P Rating

GLA 2.2 mil. m²



289 under devlop. '000 m² **3.4** land bank mil. m²

 **36%** take up  **23%** portfolio

 **91%** occupancy **WAULT 5.5** years

93% retention **82** € million annualized rental income






#1  **16** 

BBB S&P Rating

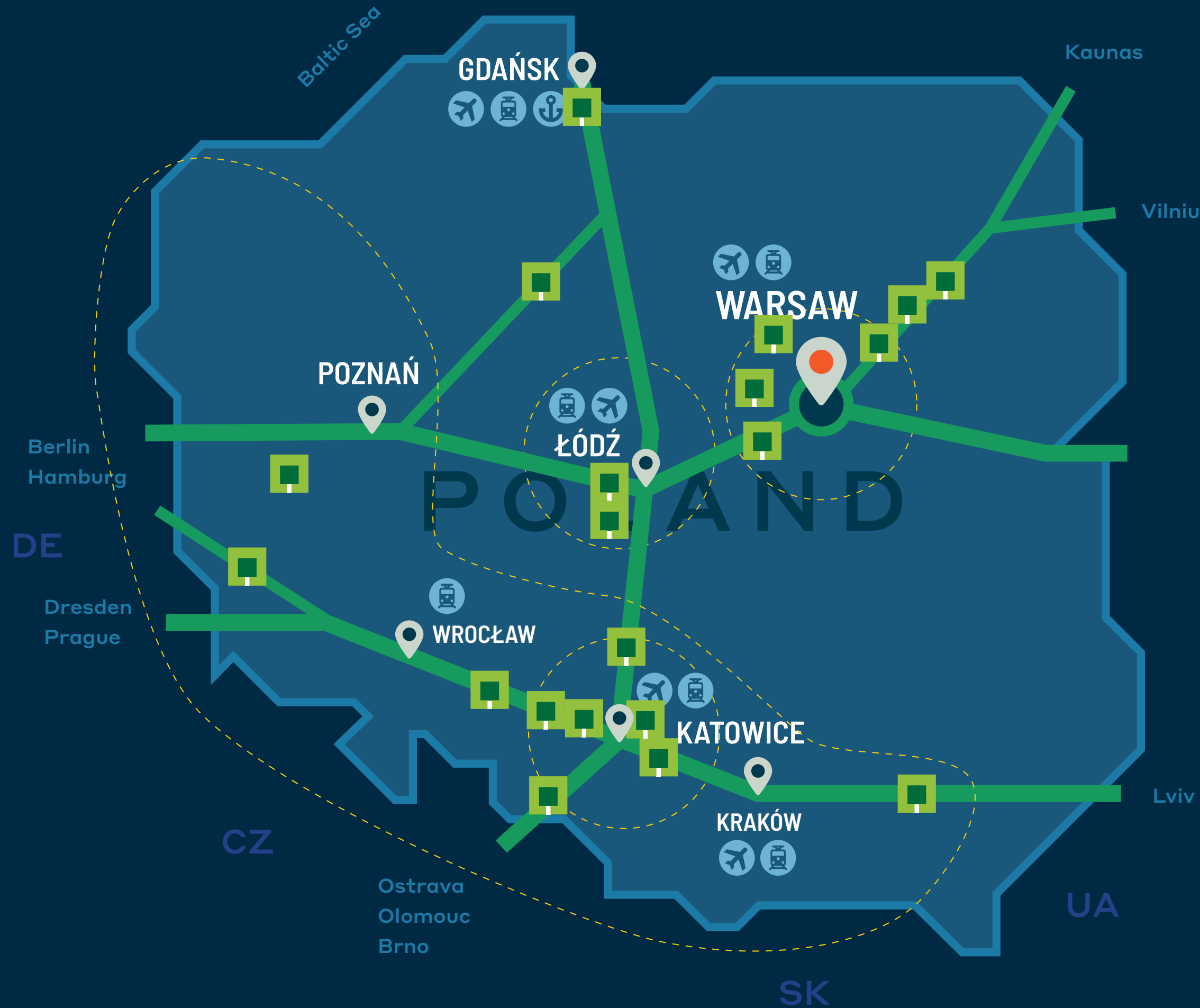
GLA 870 '000 m²

183 under devlop. '000 m² **2.4** land bank mln. sqm

 **36%** take up  **9%** portfolio

 **97%** occupancy **WAULT 6.1** years

91% retention **45** € million annualized rental income



	20	
A-	S&P Rating	
GLA 61	'000 sqm	
370	under devlop. '000 m ²	2.9 land bank mil. sqm
	80% occupancy	WALVT 9.0 years
		1% portfolio
100% retention	2	€ million annualized rental income