

 Holubice



ctp

CZ

REGIONAL BENEFITS

At crossroad to Ostrava and Slovakia

CTPark Holubice, located just 15 km east of Brno at the crossroads of the main routes to Ostrava and the Slovak border, is an ideal location for research and development and production in the high-tech sector. With direct connections to the D1 and D2 motorways and only 15 minutes drive from Brno International Airport, it offers exceptional transport links. This strategic position not only facilitates logistics, but also enables the use of Brno's rich talent potential, making it an ideal choice for companies focused on innovation and expansion.

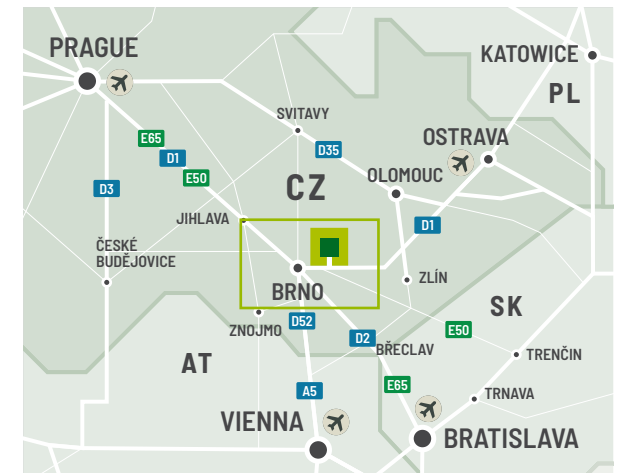
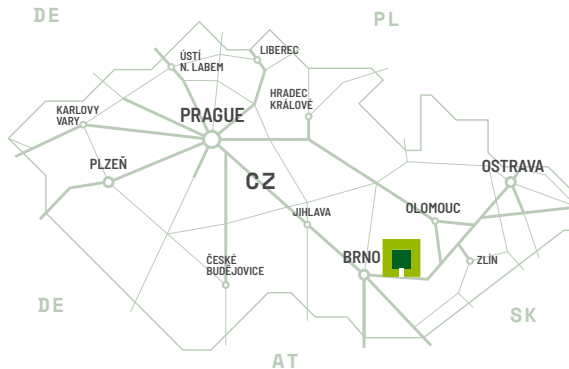
- ▶ Situated 15 km from Brno city and 13 km from Brno International Airport
- ▶ Located at a crucial junction leading to Ostrava and the Slovak border
- ▶ Brno's vicinity provides access to a skilled and readily available workforce
- ▶ Well-connected to highways D1 and D2
- ▶ Perfectly suited for logistics, R&D, and high-tech manufacturing



	E462 HIGHWAY ADJACENT		BRNO CITY 10 KM
	BRNO TUŘANY 13 KM		BUS STATION 450 M

MAJOR CITIES

Bratislava	139 km	1h 50min
Vienna	151 km	2h 10 min
Ostrava	154 km	1h 30 min
Prague	219 km	2h 30min
Budapest	335 km	3h 40min



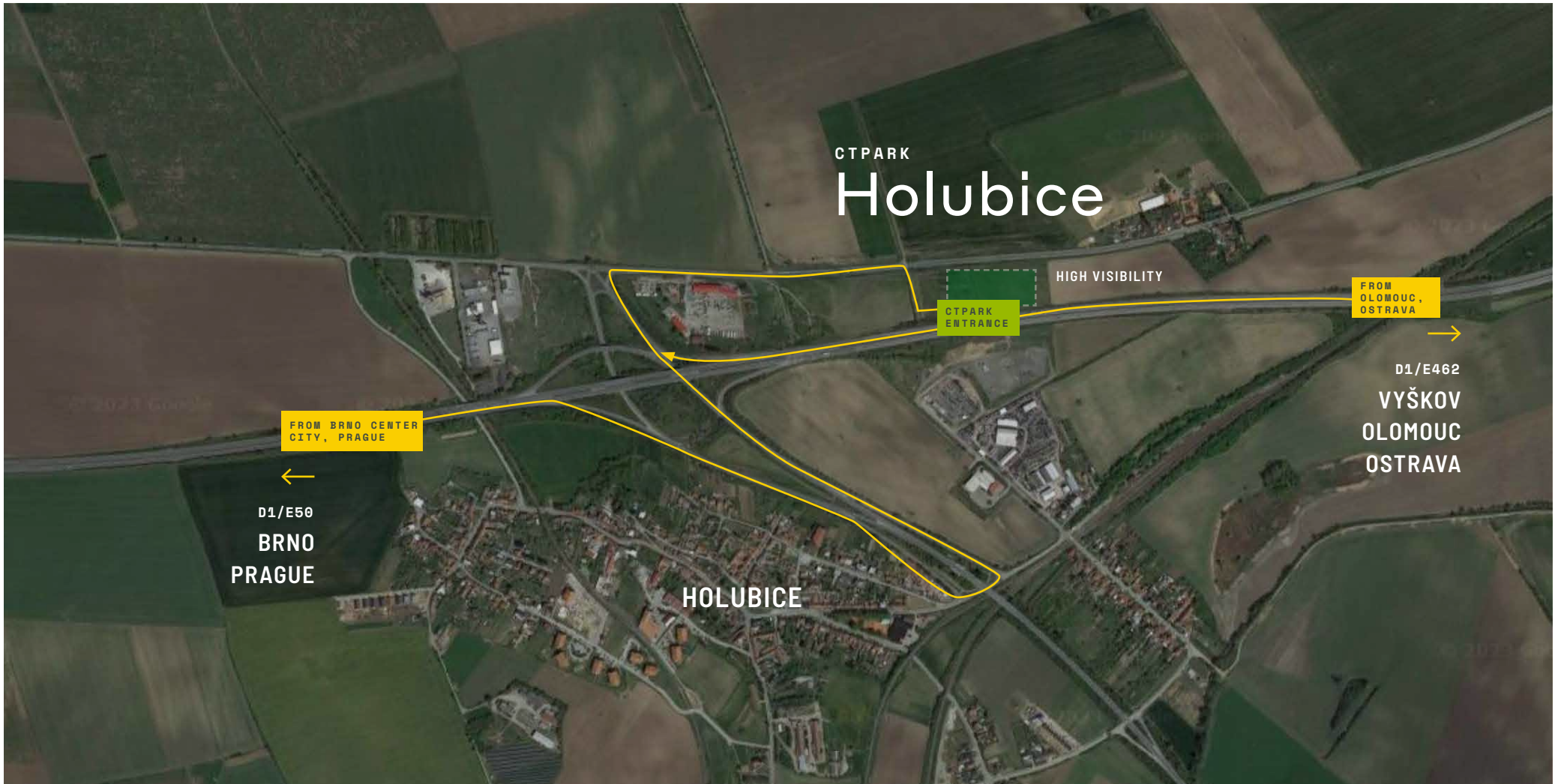
LOCAL ACCESS

Facilitating easy and efficient logistics




CTPark Holubice enjoys excellent local access due to its strategic position near major transportation networks. It is situated in close proximity to the city of Brno, providing direct access to the D1 motorway, one of the Czech Republic's main highways, facilitating easy and efficient logistics and travel to and from the park.

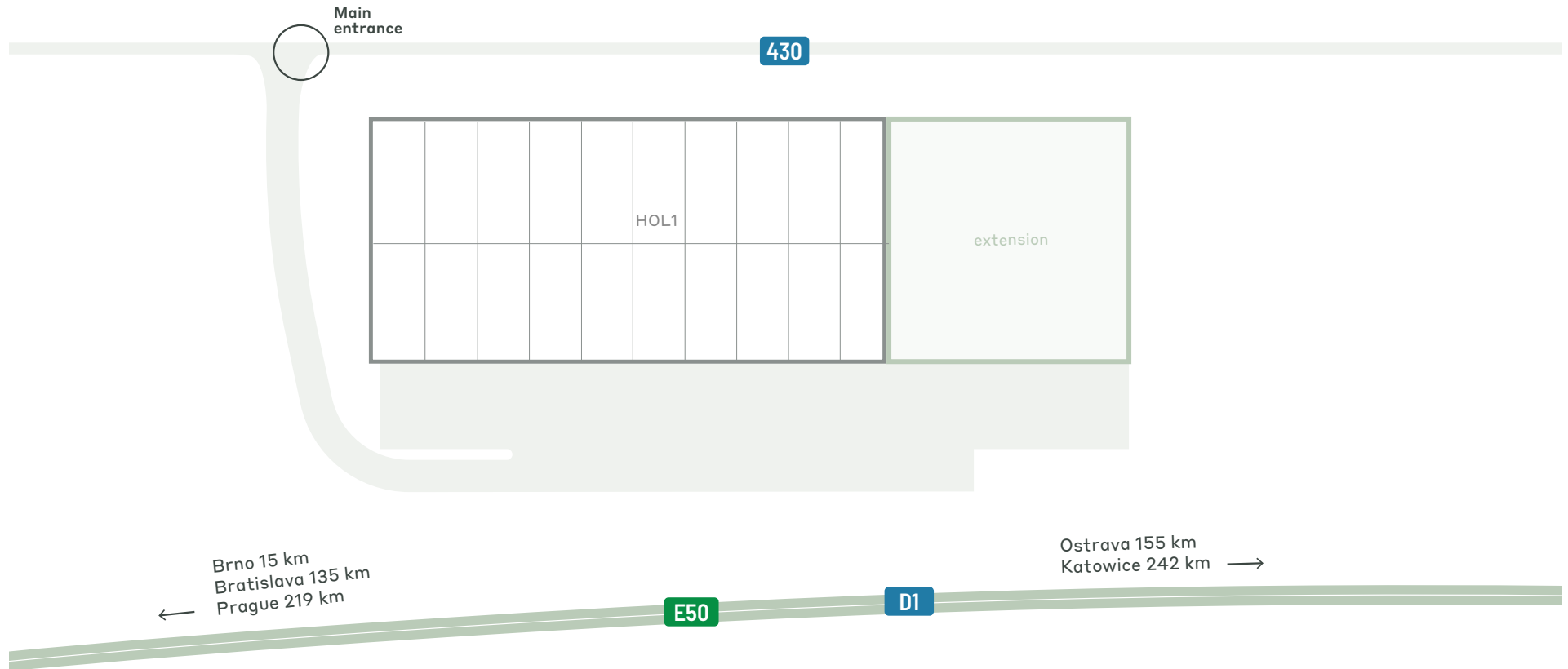
PARK FEATURES

- ▶ Solar power in place 2,632 MWp, + 13,0 MWp - planned
- ▶ Elegant natural landscaping and biodiversity infrastructure



Ideal Location for R&D and High-tech Manufacturing

-  Built available
-  Planned
-  Built occupied



AVAILABILITY & DELIVERY

HOL1	6,868 sqm	planned
Extension	3,078 sqm	planned

KEY PARK DATA

CTPark Holubice

AVAILABLE NOW

0 sqm

DEVELOPMENT OPPORTUNITY

0 sqm

BUILT-UP AREA


9,952 sqm

TOTAL AREA

2.42 ha

PARK & NEARBY INVESTORS

Kühne + Nagel

 BUS STATION 450 M

 GAS STATION 5,2 KM

 RESTAURANT 2,7 KM

 SHOP 2,5 KM





WHERE YOU NEED TO BE

10 countries

TRACK RECORD OF SUCCESS

11.8 million sqm
GLA

SPACE FOR YOU TO GROW

23.4 million sqm
landbank

LONG TERM PARTNER

>1,000 clients



Pavel Blažek
Senior Business Developer,
Brno & South Moravian
Region

+420 735 762 042
pavel.blazek@ctp.eu
ctp.eu

CONTACT ME

