



 Schleiz

ctp



DE

REGIONAL BENEFITS

New development directly on the A9 motorway

CTPark Schleiz consists of an existing building and a planned new building with approx. 17,000 sqm of rental space. This location is suitable for production, and due to its direct proximity to the A9 motorway, also for warehousing/logistics. The new building is expected to be available from Q4 2024.

Key Benefits:

- ▶ Very good motorway connection
- ▶ Possibility to customise the design of the planned new building
- ▶ New building according to be built to the latest ESG standards



A9
ADJACENT



SCHLEIZ CITY
CENTRE 5 KM



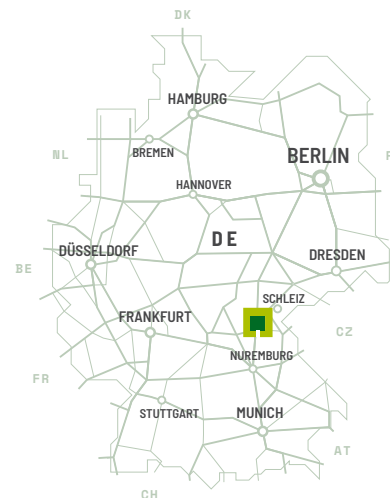
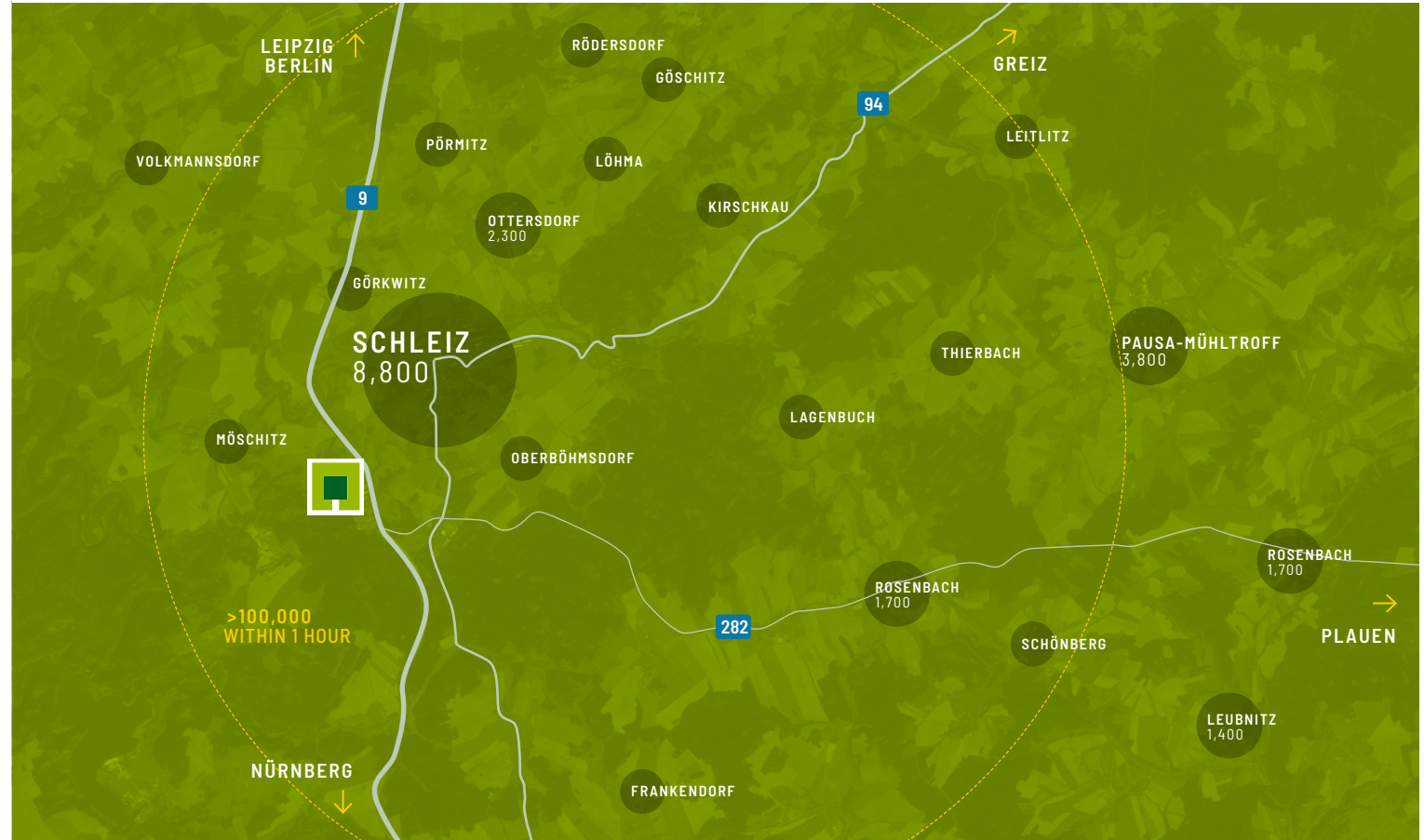
LEIPZIG/
HALLE
AIRPORT
1 HR



BUS STOP
550 M

MAJOR CITIES

Berlin	260 km	2.5 hrs
Leipzig	115 km	1.0 hr
Dresden	193 km	2.0 hrs
Erfurt	107 km	1.0 hrs
Nürnberg	164 km	1.75 hrs
Munich	309 km	3.0 hrs



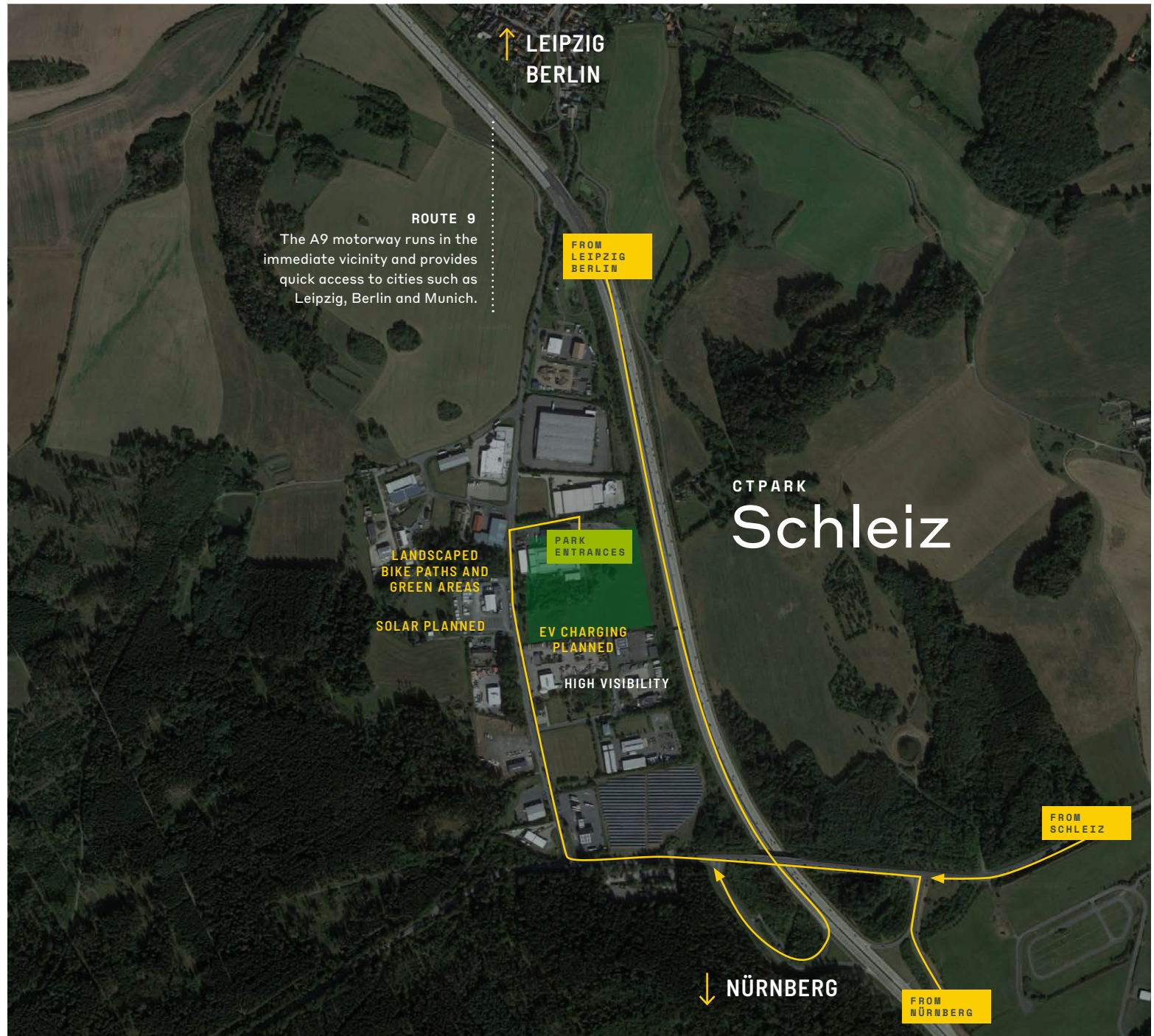
LOCAL ACCESS

Ideal production or logistics property thanks to direct highway access

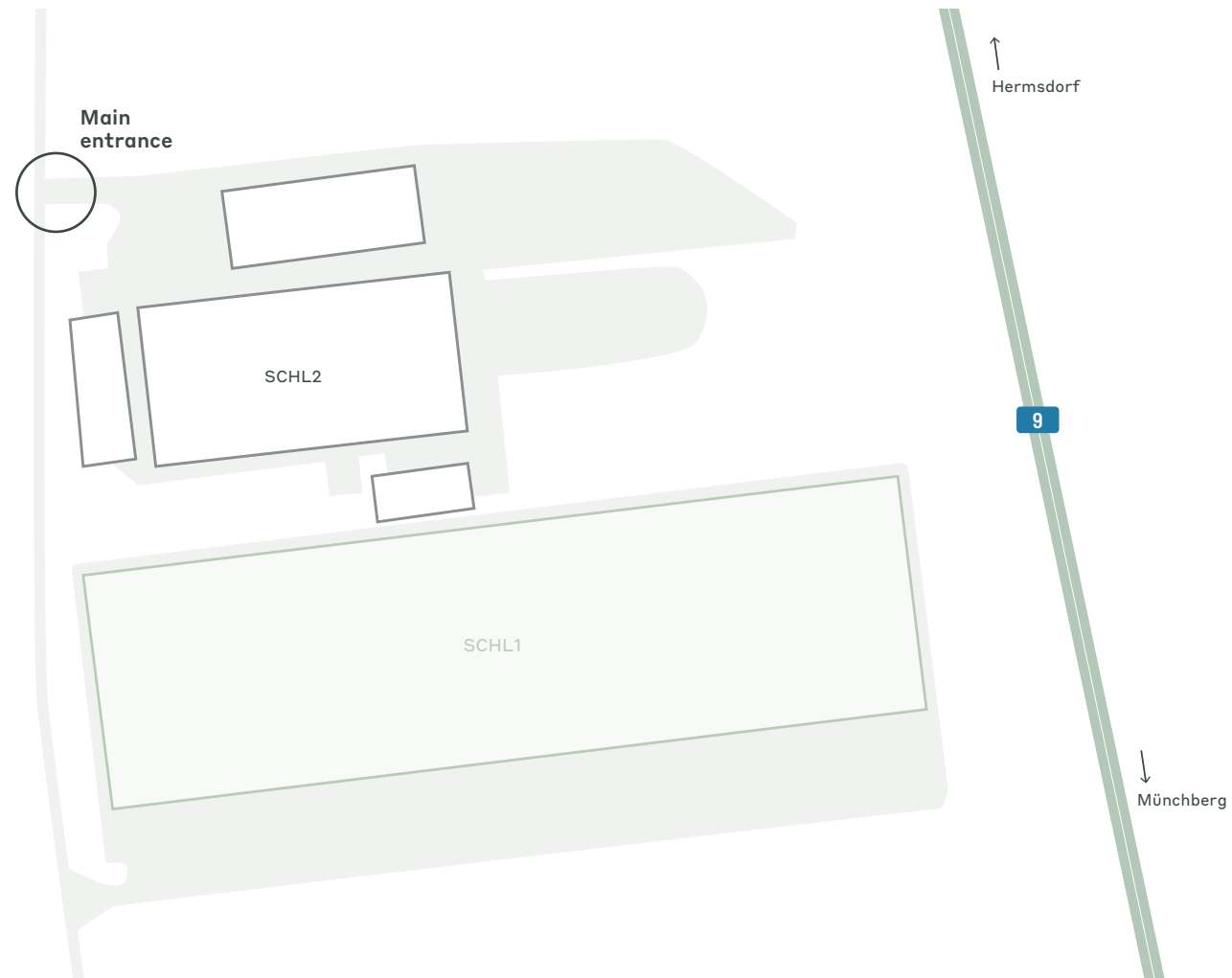
From a logistics perspective, Schleiz is a strategically favorable location in Thuringia. The city is well connected to important traffic routes. The A9 motorway runs in the immediate vicinity and provides quick access to cities such as Leipzig, Berlin and Munich. The B2 and B282 federal highways also pass through Schleiz and facilitate the transport of goods and merchandise to the region. The nearby Schleiz railway station is an important rail hub and offers train connections to various cities in Thuringia and beyond. This makes Schleiz an attractive location for companies that rely on efficient logistics. The Leipzig/Halle airport is about one hour away.

PARK FEATURES

- ▶ Very good connection to the A9 motorway. Direct connection to the B2 and B282 federal highways for local freight traffic
- ▶ 24/7 operation possible
- ▶ Approx. 17,000 sqm of new space available from the end of 2024
- ▶ Solar planned (from Q4 2024)
- ▶ EV charging stations (from Q4 2024).



Central location between Leipzig and Nuremberg



AVAILABILITY & DELIVERY

SCHL1 17,000 sqm planned

- Built available
- Planned
- Built occupied

KEY PARK DATA

CTPark Schleiz



SOLAR PLANNED
Q4 2024



NEARBY
RESTAURANTS



ELECTRIC CHARGERS
PLANNED Q4 2024



NEARBY SHOPPING
CENTRE

AVAILABLE NOW

0 sqm

DEVELOPMENT OPPORTUNITY

17,000 sqm

BUILT-UP AREA

8,001 sqm

TOTAL AREA

6.1 ha

PARK & NEARBY INVESTORS

Magna Mirrors



CTPARK Network

WHERE YOU NEED TO BE

10 countries

TRACK RECORD OF SUCCESS

11 million sqm
GLA

SPACE FOR YOU TO GROW

20.7 million sqm
landbank

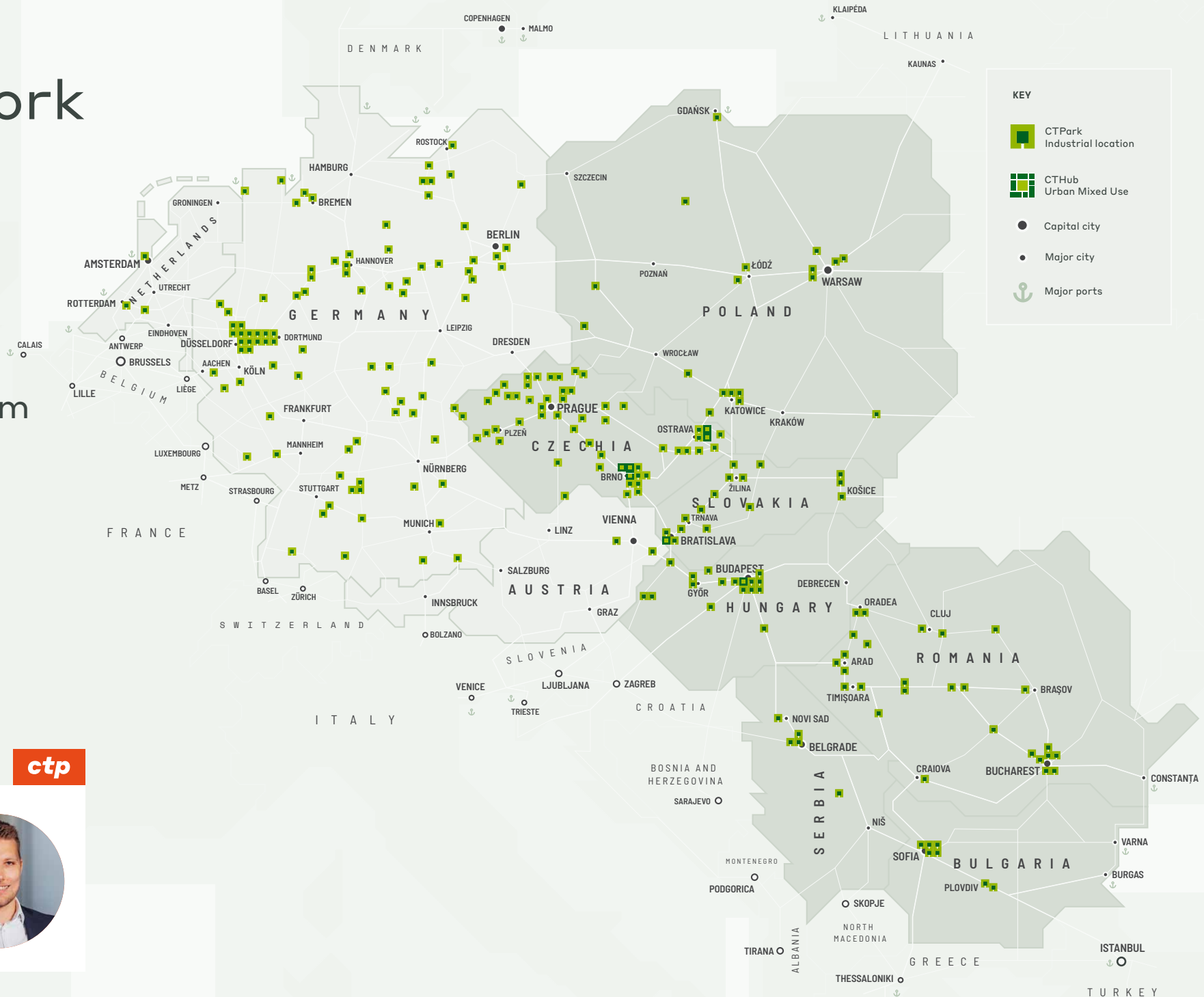
LONG TERM PARTNER

>1,000 clients

ctp

Phillip Roßbiegalle
Development Director
Regional Development
Germany - West

+49 171 5459519
vermietung-sued@ctp.eu
ctp.eu



CONTACT ME